

INDIAN IMMIGRATION BUREAU

DOCUMENTATION CENTRE  
UNIVERSITY OF DURBAN-WESTVILLE

Session No. 1256 | 23

BRN

Class No.

Report for the  
Year ended 31st March, 1924

ADVISORY BOARD

A.S.L. Hulett Esq., and W.L. L'Estrange Esq., were appointed as Members of the Indian Immigration Advisory Board, and A. Platt Esq., as Alternative Member.

There were no Meetings of the Board.

TIME EXPIRED INDIANS

The number of Indians who completed their terms of re-indenture during the year were as follows:-

	Men	Women	Boys	Girls	Total
2 years	903	333	294	298	1828
3 "	43	6	7	3	59
4 "	18	2	2	1	23
5 "	67	10	13	7	97
	1031	351	316	309	2007

UKZN  
Gandhi Library  
Documentation  
Centre

RE-INDENTURED INDIANS

The following is the number of Indians who entered into renewed terms of re-indenture:-

	Men	Women	Boys	Girls	Total
2 years	365	72	83	77	597
3 "	364	127	109	103	703
4 "	1	-	-	-	1
5 "	4	1	-	-	5
	734	200	192	180	1306

This shows an increase on last year of 101 Men, 61 Women, 64 Boys, and 65 Girls, a total of 291.

The total number under re-indenture at the 31st March was:-

Men	Women	Boys	Girls	Total
1377	333	311	288	2309

being 94 Men, 20 Women, 12 Boys, and 27 Girls more than were under re-indenture at 31st March, 1923.

REPATRIATED INDIANS

Period 1st April, 1923 to 31st March, 1924

Three ships carrying Indians to India were sent during the year viz: S.S. "Umfuli" 2nd July; S.S. "Umfuli" 8th October; and S.S. "Umfuli" 15th December.

Destination	M.	F.	B.	G.	IB.	IG.	Souls	Adults
Madras	643	288	124	150	33	33	1271	1068
Calcutta	157	64	30	27	6	1	285	249½
Totals	800	352	154	177	39	34	1556	1317½

Those repatriated were classified as follows:-

Classification	M.	F.	B.	G.	IB.	IG.	Souls	Adults
Entitled to Passage	49	25	11	10	3	3	101	84½
Relief Act	737	326	143	167	36	31	1440	1218
Deportees	6	1	.	.	.	.	7	7
Paid Passage	8	.	.	.	.	.	8	8
	800	352	154	177	39	34	1556	1317½

MEDICAL FUND

It has been decided to close down the Isipingo Hospital from the 31st March, as the small number of patients who were being treated do not justify the expense of keeping the hospital open, and all Indians from the Isipingo Circle who need hospital treatment will be sent to the Depot Hospital, Durban.

Stanger, Felixton, and Amatikulu Hospitals were inspected and reported on by the Assistant Health Officer for the Union, and certain improvements were recommended.

The total number of patients admitted to all hospitals during the year was 2648 made up of 6 Europeans, 1114 Indians, 1528 Natives, an increase of 616.

The cost per patient has been considerably reduced this year.

The number of out-patients at the Depot Hospital has increased considerably; three thousand one hundred and forty eight out-patients were treated at the hospitals.

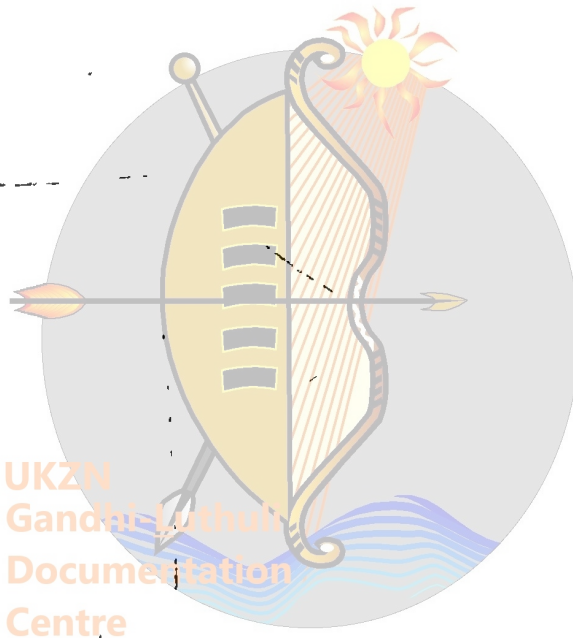
There was an out-break of Malaria in the Amatikulu, Stanger, and Verulam Circles from January, but this is gradually subsiding, otherwise the health of the Indians has been good. The hospital at Verulam could not accommodate the rush of patients owing to the Malaria Epidemic, and blinds had to be purchased for the verandah to enable beds to be put there for the patients.

The Nottingham Road Circle was closed down from the 30th October, 1923, owing to the small number of Indians employed in the Circle.

I regret to have to record the deaths of Dr. H. Gordon, Indian Medical Officer, Isipingo Circle, on the 12th

12th October at Capetown, where he was staying on his return from a holiday in England, and of Dr. R.T. Gordon, who had been Indian Medical Officer of the Stanger Circle from 1917.

Dr. R.I. Wolfe was appointed to the Isipingo Circle, and Dr. N. Haysom to the Stanger Circle.



RETURN PASSAGE FUND

The Estimate of Return Passages is based on the following figures:-

(a) Total adults still under re-indenture at 31st March, 1924	1710
(b) Number of adults free, but entitled to free passages during 1924/25	1382

50% of (a) @ £7	£5985
30% of (b) @ £7	<u>£2898</u>
	<u>£8883</u>

F I N A N C E

The various accounts show the financial position of the Bureau.

The Medical Fund this year shows a credit balance for the first time since 1916.

*H. Robinson*

Director.

EXPENDITURE AS AT 31st MARCH, 1924

By Balance as at 1st April 1923			91513. 15. 6
" Contributions by Employers			
" Annual Instalments	2863. 0. 0		
" Interest on o/duo Instalments	<u>1. 3. 2</u>		
	2864. 3. 2		
" Less Reliefs	15. 0. 0		
" Instalments maturing after 31/3/24	<u>1358. 0. 0</u>	<u>1373. 0. 0</u>	1491. 3. 2
" Depot Fees raised			3440.11. 3
" Interest etc received by Public Debt Commissioners o/a Sinking Fund			6066. 5. 8
" Interest accrued on Investments			3297. 9. 4
" Rents			677. 0. 0
" Miscellaneous Receipts			11.11
" Revaluation of Properties			
New Valuation Head Office	15910.0.0		
" Depot	<u>6691.0.0</u>	22601. 0. 0	
Old Valuation Head Office	11374.0.0		
" Depot	<u>6839.5.6</u>	<u>18213. 5. 6</u>	4387.14. 6
" Increase of valuation of Furniture & Fittings at 31st March, 1924.			
Valuation Head Office		322.16. 0	
Valuation at 1/4/23	148. 1. 4		
Additions during year	<u>56. 2.11</u>	<u>204. 4. 3</u>	118.11. 9
Valuation. Depot		293.13. 0	
Valuation at 1/4/23	136. 0.10		
Additions & Transfers	<u>155.14. 4</u>	<u>291.15. 2</u>	1.17.10
" Reduction of Reserve on Depot Buildings			148. 5. 6
" Contribution by Medical Fund o/a Administration			<u>500. 0. 0</u>
			£111643. 6. 5

STATEMENT OF INCOMEHEAD OFFICE

Salaries & Wages	2657. 6. 8	
Payments	309. 0. 11	
Superannuation Fund	10. 0. 0	
Repairs & Alterations	<u>301. 10. 11</u>	3277. 18. 6

Depot

Salaries & Wages	772. 2. 6	
Payments	3060. 11. 9	
Repairs & Alterations	<u>44. 10. 1</u>	3877. 4. 4

RETURN PASSAGE EXPENSES

Return Passages & General Expenses	11107. 1. 7	
Rent & Establishment, Madras	<u>309. 19. 3</u>	
	11417. 0. 10	
Less Cash Receipts etc.	<u>9323. 13. 8</u>	2093. 7. 2
Audit Fees		105. 0. 0
Advertising		1. 4. 0
Interest on Loan		6088. 0. 0
Loan Management Expenses (London)		75. 0. 0
Law Expenses		15. 12. 8
Printing & Stationery		25. 2. 5
Stamp a/c		43. 14. 6
Travelling Expenses		8. 11. 8
Miscellaneous Expenses		<u>21. 1. 9</u>
		15631. 17. 0

To Balance		96011. 9. 5
------------	--	-------------

---

£111643. 6. 5



LIABILITIES

Loan under Government Guarantee Act 23, 1902. Natal	250000.0.0	
Less Debentures cancelled by Bureau and	97800.0.0	
Public Debt Commissioners	<u>22200.0.0</u>	<u>120000.0.0</u> 130000.0.0
Sundry Creditors		1292.3.8
Protector of Indian Immigrants, Repatriation Commissioner, Deposits by Indians		1051.13.9
Revenue Suspense a/c Annual Instalments Payable to Revenue		1358.0.0
Reserve for Depreciation:-		
Head Office	1680.11.9	
Depot	<u>6691.0.0</u>	
	8371.11.9	
On Stock	<u>5237.4.1</u>	13608.15.10
Income & Expenditure a/c		
Balance arising thus:-		
Sinking Fund, Contributions (less cancellations) with Public Debt Commissioners not charged to Revenue	59495.5.10	
Interest on above	<u>62744.1.5</u>	
	122239.7.3	
Less Excess of Expenditure over other Income	<u>26227.17.10</u>	96011.9.5
		<u>£243322.2.8</u>

**Contingent Liability:**

Balance	96011.9.5
Less Return Passages Estimate for Entitled Indians for one year	<u>8883.0.0</u>
Actual Bal.	<u>£87128.9.5</u>

AT 31st MARCH 1924

ASSETS

By Investments as per Schedule		81498.19. 9
" Fixed Property		
Head Office	15910. 0. 0	
Depot	<u>6691. 0. 0</u>	22601. 0. 0
" Employer's Instalments due	152. 0. 0	
"       "       " prospective	<u>1358. 0. 0</u>	1510. 0. 0
" Protector of Indian Immigrants, Natal	5. 4	
" Protector of Indian Immigrants, India	<u>1415.13. 3</u>	1415.18. 7
" Sundry Debtors		58.10. 3
" Depot Fees recoverable		423. 7. 6
" Deportees a/c		1. 0. 3
" Madras Agency		181. 0. 3
" Head Office. Furniture & Fittings	322.16. 0	
"       Depot               do	<u>293.13. 0</u>	616. 9. 0
" Medical Fund for Advances		5616.12. 7
" Cash with Pay Master General	6733. 3. 8	
Add Deposits not yet credited	<u>426.13. 7</u>	7159.17. 3
" Investments with Public Debt Commissioners as at 31st March 1923	120073. 1. 7	
Interest etc for year ended 31/3/24	<u>6024. 7. 8</u>	
	126097. 9. 3	
" Less cost of Debentures purchased	<u>3858. 2. 0</u>	- 122239. 7. 3
		<u>£243322. 2. 8</u>

SCHEDULE OF INVESTMENTS AT 31st MARCH 1924

as per

PUBLIC DEBT COMMISSIONER'S STATEMENT

£ 15225. 4.10	Natal 4% 1937	14014.15.11
£ 56750	Union 5% 1929-39	55692.10. 0
£ 2871. 4.10	N.S. Wales 3½% 1924	2689.14. 4
£ 1200	P.M.Burg 5% 1939	1272. 0. 0
£ 100	P.M.Burg 4% 1932	120. 0. 0
£ 3000	P.M.Burg 3½% 1939	2910. 0. 0
Loan. Grey's Hospital		3500. 0. 0
Balance at Interest.	Capital	1032.10. 0
	Income	267. 9. 6
		<u>£ 81498.19. 9</u>

INVESTMENTS WITH PUBLIC DEBT COMMISSIONERS  
ON ACCOUNT SINKING FUND

£ 4000	Union 6% 1930-40	3996. 3. 1
£ 37200	Union 5% 1933-43	35560. 4.10
£ 7000	Union 4% 1943-63	6534.12. 9
£ 5100	Union 4½% 1920-25	4679.19. 9
£ 1000	Natal 4% 1927	935.13. 6
£ 1500	Indian Immigration 4% 1927	1473. 5. 6
£ 43000	Colonial 4% 1916-36	40074.14. 7
£ 11000	Colonial 3½% 1930-50	8829.11. 7
£ 6000	N.S. Wales 3½% 1924	5463.15. 0
£ 5000	Queensland 3½% 1945	4793.16. 2
£ 5800	Victoria 3½% 1921-26	5113.11. 6
£ 2500	C. of Aus: 5½% 1922-27	2496. 6. 8
	Balance at Interest	2287.12. 4
		<u>122239. 7. 3</u>

STATEMENT OF INCOME

o Balance as at 1/4/83		2459.11. 6
Expenditure in connection with Hospitals & Circles as per Schedule		
Salaries & Wages	8172.18. 4	
Payments	5420. 9. 8	
Repairs & Alterations	<u>322. 0.10</u>	13915. 8.10
* Advertising		4. 5. 0
* Miscellaneous Expenses		20. 8. 3
* Travelling & Transport		572. 6. 9
* Indian Medical Officers Travelling a/c		73. 9. 0
* Printing & Stationery		41.10. 7
* Law Expenses		56,17. 3
* Reduction on valuation of properties		
Old Valuation	16833.17. 5	
New Valuation	<u>15203. 7. 3</u>	1630.10. 2
* Reduction in value Furniture & Fittings Esperanza		12.12. 6
* Hospital Fees written off etc (Previous years)		
Insolvent Estate	4.13.10	
Authority	36.16. 9	
Overcharged	<u>79.19. 0</u>	121. 9. 7
* Stock written off 56 Pillows @ 6d. useless		1. 8. 0
* Contribution to General Fund o/a Administration		<u>500. 0. 0</u>
		19409.17. 5
To Balance		<u>3362. 7. 6</u>
		<u>£22772. 4.11</u>

EXPENDITURE AS AT 31st MARCH 1924

By Medical Fees raised 15573. 5. 8  
 Hospital Fees raised, 6124.15.11  
 Grants in Aid per Provincial Council


Amatikulu	66.13. 4	
Felixton	66.13. 4	
Estcourt	<u>75. 0. 0</u>	208. 6. 8

Rents	Umhlali	94. 0. 0	
	Talana	<u>11. 0. 0</u>	105. 0. 0

Amount over Book Valuation of Lower Umzimkulu Property 140. 3.11

Increase of Valuation of Furniture and Fittings at Hospitals 620. 1. 8

Miscellaneous Receipts 11. 1




---


£ 22772. 4.11

---

SCHEDULE OF EXPENDITURE

Maintenance at Hospitals, Circles, etc.  
for year ended 31st March, 1924

Circle or Hospital	Salaries & Wages	Payments	Repairs & Alterations	Totals
Amatikulu	642.19.10	800.12.6	22.17.5	1466.9.9
Avoca	400.0.0	2.0.0		
do Grant in Aid		150.0.0		552.0.0
Durban	350.0.0	8.8.0		358.8.0
Empangeni (Felixton)	956.11.1	775.15.7		1732.6.8
Glencoe (Swedish Hospital)	450.13.4	259.4.0		709.17.4
Isipingo	696.13.1	151.11.10	65.16.6	914.1.5
New Hanover	300.0.0	2.1.11		302.1.11
Nottingham Road	75.0.0	2.0.0		77.0.0
Pietermaritzburg	275.0.0	135.13.0		410.13.0
Stanger	831.10.0	812.11.1	28.6.6	1672.7.7
Tongaat	1062.2.4	1186.11.8	21.6.9	2270.0.9
Uzinto (Esperanza)	894.2.4	645.1.0	85.18.9	1625.2.1
Umlali	300.0.0	7.8.0		307.8.0
Verulam	798.6.4	468.14.11	97.14.11	1364.16.2
Wesenen (Estcourt)	140.0.0	12.16.2		152.16.2
	8172.18.4	5420.9.8	322.0.10	13915.8.10




11.3.04

MEDICAL FUND. SUMMARY REVENUE AND RECEIPTS AT 31st MARCH 1924

Circle or Hospital	Revenue Govt. Grants & Rents	Revenue Med. & Hos. Fees	Total	Expenditure	Gain	Loss
Amatikulu(Grant)	66.13. 4	1197.17. 9	1264.11. 1	1466. 9. 9		201.18. 8
Avoca		1481. 3. 7	1481. 3. 7	552. 0. 0	929. 3. 7	
Durban		4039.13. 8	4039.13. 8	358. 8. 0	3681. 5. 8	
Empangeni(Grant)	66.13. 4	1219. 7. 0	1286. 0. 4	1732. 6. 8		446. 6. 4
Glencoe(Rent)	11. 0. 0	1012.19.10	1023.19.10	709.17. 4	314. 2. 6	
Isipingo		1730.11. 5	1730.11. 5	914. 1. 5	816.10. 0	
New Hanover		474.12. 0	474.12. 0	302. 1.11	172.10. 1	
Nottingham Road		43.10. 7	43.10. 7	77. 0. 0		33. 9. 5
Pietermaritzburg		1040.10. 6	1040.10. 6	410.13. 0	629.17. 6	
Stanger		2530.13.11	2530.13.11	1672. 7. 7	858. 6. 4	
Tongaat		2403.13. 4	2403.13. 4	2270. 0. 9	133.12. 7	
Umzinto		2584. 2. 9	2584. 2. 9	1625. 2. 1	959. 0. 8	
Umhlali(Rent)	94. 0. 0	484.13. 0	578.13. 0	307. 8. 0	271. 5. 0	
Verulam		1351. 4. 3	1351. 4. 3	1364.16. 2		13.11.11
Wepener (Estcourt)(Grant)	75. 0. 0	103. 8. 0	178. 8. 0	152.16. 2	25.11.10	
Miscellaneous Receipts	313. 6. 8	21698. 1. 7	22011. 8. 3	13915. 8.10	8791. 5. 9	695. 6. 4
Amount over Reserve Port Shepstone Property	11.1		11. 1		11. 1	
Contribution of	140. 3.11		140. 3.11		140. 3.11	

Verulam		1351. 4. 3	1351. 4. 3	1351. 4. 3	25.11.10	
Veenen (Estcourt) (Grant)	75. 0. 0	103. 8. 0	178. 8. 0	152.16. 2	25.11.10	
	313. 6. 8	21698. 1. 7	22011. 8. 3	13915. 8.10	8791. 5. 9	695. 6. 4
Miscellaneous Receipts	11.1		11. 1		11. 1	
Amount over Reserve Port Shepstone Property	140. 3.11		140. 3.11		140. 3.11	
Contribution o/a Administration Expenses				500. 0. 0		500. 0. 0
Miscellaneous				2534.17. 1		2534.17. 1
				16950. 5.11	9552. 2. 5	3730. 3. 5
Gain	1074. 3. 4	21698. 1. 7	22772. 4.11	5821.19. 0		5821.19. 0
				22772. 4.11		9552. 2. 5





MEDICAL FEES AND HOSPITAL FEES

Revenue for year ending 31st March, 1924

Circle or Hospital	Med. Fees	Hos. Fees	Total
Matikulu	227.14. 0	970. 3. 9	1197.17. 9
Proca	1481. 3. 7		1481. 3. 7
Urban	4039.13. 8		4039.13. 8
Umpangeni (Felixton)	384.18. 0	834. 9. 0	1219. 7. 0
Wentworth (Swedish Hospital)	875.15. 4	137. 4. 6	1012.19.10
Wings	1543. 8. 2	187. 5. 3	1730.11. 5
Wooler	474.12. 0		474.12. 0
Wooler Birmingham Road	43.10. 7		43.10. 7
Wooler Dietermaritzburg	936.10. 6	104. 0. 0	1040.10. 6
Wooler Tanger	1235.13. 0	1295. 0.11	2530.13.11
Wooler Tongaat	1450.15. 4	952.18. 0	2403.13. 4
Wooler Winterton (Esperanza)	1414. 1. 6	1170. 1. 3	2584. 2. 9
Wooler Wohlali	484.13. 0		484.13. 0
Wooler Wooler Wooler	894.19. 6	456. 4. 9	1351. 4. 3
Wooler Wooler (Westcourt)	85.17. 6	17.10. 6	103. 8. 0
	15573. 5. 8	6124.15.11	21698. 1. 7

COMPARATIVE SUMMARY OF MEDICAL ACCOUNTS

Expenditure	As at 31/3/1923	As at 31/3/1924	Decrease	Increase
Current	15969.17. 0	16950. 5.11		980. 8.11
<u>REVENUE</u>				
Hospital Fees	5323.16. 5	6124.15.11		800.19. 6
Medical Fees	15378. 2. 6	15573. 5. 8		195. 3. 2
Government Grants	277. 1. 8	208. 6. 8	68.15. 0	
Miscellaneous including Rents	1023.14. 2	865.16. 8	157.17. 6	
	22002.14. 9	22772. 4.11	226.12. 6	996. 2. 8
Excess of Revenue do	6032.17. 9	5821.19. 0	210.18. 9	

COMPARATIVE STATEMENT OF HOSPITALS AS AT 31st MARCH 1924

	Admitted 1/4/23 to 31/3/24				Admitted 1923	Daily Average attendance year end. Year end		Daily Average cost per patient		Outpatients treated year end. 31/3/24				Outpatie treated year end 1923
	E.	I.	N.	Total		31/3/24	31/3/23	Year end. 31/3/24	Year end. 31/3/23	E.	I.	N.	Total	
Amatikulu	1	58	333	392	289	14.52	6.23	4/9.38	8/8.18	13	717	121	851	2261
Felixton		110	231	341	199	14.97	8.59	4/6.04	6/11.73	7	428	228	663	1190
Isipingo		127	15	142	115	6.41	4.86	4/6.96	5/0.55		104	9	113	92
Esperanza	1	116	222	339	376	21.87	18.52	3/1.27	6/8.35		251	5	256	145
P.M.Burg		31	18	49	.	2.26	.	3/-	3/-		32	25	57	-
Stanger	2	140	328	470	259	24.74	14.52	2/9.26	4/7.02	1	329	56	386	41
Swedish Hos. Dundee		22	17	39	21	3.37	2.81	3/6	11/0.27		21	7	28	8
Tongaat		243	193	436	425	23.40	22.07	4/4.69	7/0.6		77	.	77	74
Verulam	2	93	130	225	154	9.48	10.00	6/0.41	6/4.99		30	4	34	25
Sanatorium Estcourt	.	.	4	5	.	.32	.	2/6	2/6					
Depot:- Hospital		173	37	210	194	17.01	185.04	2/8.46	1/0.29				679	341
Repatriation		1812	.	1812	2995	152.86		10.03						

LIABILITIES

To General Fund for Advances 5616.12. 7

" Sundry Creditors:-

Miscellaneous	769. 0. 0	
Hospital Fees	6. 3. 0	
Medical Fees	<u>1. 7. 0</u>	776.10. 0

" Reserve Account for Depreciation

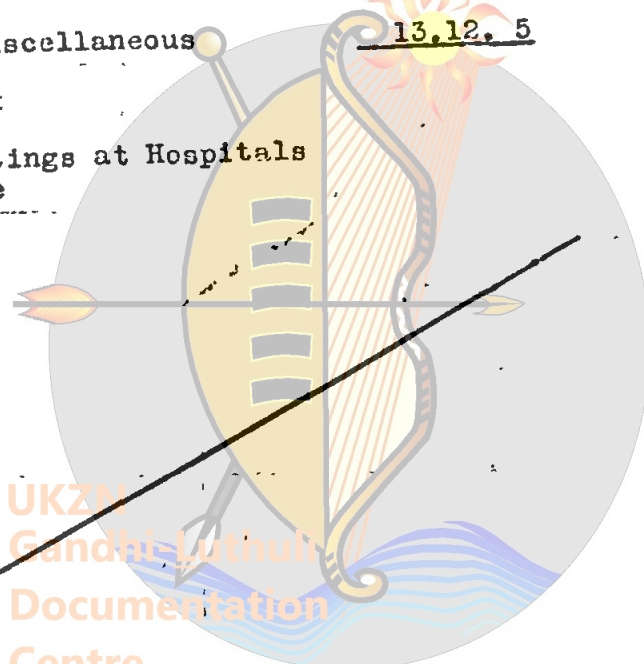
Felixton	374.16. 1	
Amatikulu	616.18. 6	
Stanger	799.12. 3	
Tongaat	1358.14. 8	
Verulam	2410.17. 5	
Esperanza	972. 4. 8	
Isipingo	1085.12.10	
Talana	1700. 6. 9	
Estcourt	6. 9. 6	
Umhlali	<u>144.16. 9</u>	9470. 9. 6
To Balance		<u>3362. 7. 6</u>

£19225.19. 7



ASSETS

By Fixed Property Hospital Buildings		15203. 7. 3
as per Schedule		
" Sundry Debtors:-		
Hospital Fees	1562.18. 9	
Medical Fees	21. 7. 0	
Miscellaneous	<u>13.12. 5</u>	1597.19. 2
" Storws in Stock		237.10. 4
" Furniture & Fittings at Hospitals as per Schedule		2187. 2.10




---

£19225.19. 7

---

MEDICAL FUND PROPERTY

31st MARCH, 1924

Place	at 31/3/23 Land	At 31/3/23 Buildings	Total at 31/3/23	at 31/3/24 Land & Gum Trees	At 31/3/24 Buildings	Total at 31/3/24	Increase	Decrease
Felixton		1114. 4. 2	1114. 4. 2		975. 0. 0	975. 0. 0		139. 4. 2
Amatikulu		1165. 0. 0	1165. 0. 0		1450. 0. 0	1450. 0. 0	285.0.0	
Stanger	75. 0. 0	1355. 0. 0	1430. 0. 0	75.0.0	1505. 0. 0	1580. 0. 0	150.0.0	
Tongaat do Gum Trees	90. 0. 0	4019.16. 0	4109.16. 0	135.0.0 } 30.0.0 }	2127. 0. 0	2292. 0. 0	-	1817.16. 0
Verulam	90. 0. 0	2608. 0. 0	2698. 0. 0	90.0.0	2583. 0. 0	2673. 0. 0	-	25. 0. 0
Esperanza	50. 0. 0	1562.10. 0	1612.10. 0	104.0.0	1425. 0. 0	1529. 0. 0	-	83.10. 0
Port Shepstone	50. 0. 0	1158. 0. 0	1208. 0. 0	-	-	(Sold)	-	1208. 0. 0
Isipingo	56. 0. 0	1098. 0. 0	1154. 0. 0	56.0.0	1098. 0. 0	1154. 0. 0	-	-
Talana		1976. 0. 0	1976. 0. 0		1976. 0. 0	1976. 0. 0	-	-
Estcourt		129.10. 6	129.10. 6		129.10. 6	129.10. 6		
Umhlali		1444.16. 9	1444.16. 9		1444.16. 9	1444.16. 9		
	411. 0. 0	17630.17. 5	18041.17. 5	490.0.0	14713. 7. 3	15203. 7. 3	435. 0. 0	3273.10. 2

MEDICAL FUND. FURNITURE AND FITTINGS. (INCLUDING INSTRUMENTS ETC.)  
31st MARCH, 1924

Place	Book Value at 31/3/23	Deductions for Transfers etc.	Deduction on revaluation	Total	Additions on purchase or transfer	Additions on revaluation	Total as at 31/3/24	Increase
Amatikulu	72.18. 6			72.18. 6	53. 8. 5	43.13. 1	170. 0. 0	97. 1. 6
Felixton	103.18. 5			103.18. 5	48. 0. 7	9.12. 3	161.11. 3	57.12.10
Talana	62. 3. 1	62. 3. 1						
Isipingo	31. 2. 6	2. 3. 8		28.18.10	14. 0. 0	127.15. 5	170.14. 3	141.15. 5
Port Shepstone	20.15. 7	20.15. 7						
Stanger	111. 9. 1			111. 9. 1	85. 2. 6	141.12.11	338. 4. 6	226.15. 5
Tongaat	523. 4.11	6.13. 0		516.11.11	90.16. 9	139. 0. 4	746. 9. 0	229.17. 1
Esperanza	131. 6. 6		12.12. 6	118.14. 0	61.19. 0		180.13. 0	61.19. 0
Verulam	122. 9. 6			122. 9. 6	93.13. 4	158. 7. 8	374.10. 6	252. 1. 0
Estcourt	7.17.11			7.17.11			7.17.11	
Umhlali	37. 2. 5			37. 2. 5			37. 2. 5	
	1224. 8. 5	91.15. 4	12.12. 6	1120. 0. 7	447. 0. 7	620. 1. 8	2187. 2.10	1067. 2. 3

