

INDIAN IMMIGRATION BUREAU

Report for the

Year ended 31st March, 1930

TIME EXPIRED INDIANS

The number of Indians who completed their term of re-indenture during the year were as follows:-

	Men	Women	Boys	Girls	Total
After 2 years	535	36	•	•	571
" 3 "	49	1	•	•	50
" 4 "	3	•	•	•	3
" 5 "	23	3	•	•	26
	610	40	•	•	650

UKZN
Gandhi Institute
Documentation
Centre

RE-INDENTURED INDIANS

The following is the number of Indians who entered into renewed terms of re-indentures:-

	<u>Men</u>	<u>Women</u>	<u>Boys</u>	<u>Girls</u>	<u>Total</u>
for 2 years	151	9	.	.	160
" 3 "	23	.	.	.	23
" 4 "
" 5 "	2	.	.	.	2
	<hr/>				
	176	9	.	.	185

This shows a decrease of 296 Men, 36 Women, 6 Boys and 7 Girls, total 345 on last year's figures.

The total under re-indenture at the 31st March, 1930, was:-

<u>Men</u>	<u>Women</u>	<u>Boys</u>	<u>Girls</u>	<u>Total</u>
476	16	.	.	492

being a decrease of 394 souls.

INDIANS RETURNED TO INDIA

Period 1st April 1929, to 31st March 1930

Six ships carrying Indians to India were sent during the year, viz:- S.S. "Umvolosi" 27th April 1929, S.S. "Umzumbi" 15th June 1929, S.S. "Umvolosi" 27th July 1929, S.S. "Umzumbi" 21st September 1929, S.S. "Umzumbi" 14th December 1929 and the S.S. "Umzumbi" 22nd March, 1930.

Destination	M.	F.	B.	G.	IB.	IG.	Souls	Adults
Madras	354	159	106	106	18	21	764	619
Calcutta	61	32	15	15	4	4	131	108
	415	191	121	121	22	25	895	727

Those sent to India were classified as follows:-

Classification	M.	F.	B.	G.	IB.	IG.	Souls	Adults
Entitled to Passage	29	.	3	4	.	1	37	32½
Relief Act as amended by Sec. 11 Act 37 of 1927.	386	191	118	117	22	24	858	694½
	415	191	121	121	22	25	895	727

MEDICAL FUND (HOSPITALS)

All the hospitals have been inspected during the year, and the Stores and Accounts checked.

The total number of patients treated in the Bureau Hospitals during the year was Two thousand nine hundred and twenty four, made up as follows:-

<u>Indians</u>	<u>Natives</u>	<u>Europeans</u>
993	1925	6

the number of out-patients treated was 2422.

The accommodation at Stanger and Tongaat Hospitals was insufficient to meet the rush of patients brought in to hospital during the Malaria Epidemic which started in November, and was still in full force at the end of March. All the verandahs had to be utilised for beds at Tongaat, and at Stanger temporary sheds were put up. The Epidemic extended down the South Coast and Esperanza Hospital had a good many patients but not so many as in the North Coast Hospitals. If the Malaria breaks out again this year a new ward will be required at Stanger.

The Medical Fees raised during the year were £11100.18.7 and these were all collected by the end of the year with the exception of £3.5.0. Twenty three new employers were added to the list and fifteen employers were visited and their books checked with the Quarterly Returns sent in by them.

The work of the Staff has been very satisfactory.

RETURN PASSAGE FUND

The estimate of Return Passages is based on the following figures:-

(a) Total adults still under re-indenture at 31st March, 1930. 492

(b) Number of adults free but entitled to free passages during 1930/31 680

50% of (a) @ £10. 0. 0 £ 2450. 0. 0

30% of (b) @ £10. 0. 0 £ 2040. 0. 0

£ 4500. 0. 0



FINANCE.

The various accounts show the financial position of the Bureau.

UKZN
Gandhi-Luthuli
Documentation
Centre

H. H. Rohim
ACTING DIRECTOR

DURBAN


24/7/30

FUND

INCOME AND EXPENDITURE

31st MAR 1930.

Balance as at 1st April 1929		113650 .12. 4
Annual Instalments	721. 0. 0	
Depot Fees	1145. 4. 3	
Interest & Profits on Investments	5017. 0. 6	
Rents:-		
Head Office	543. 6. 0	
Charged to Med.Fund	120. 0. 0	
Cato Street Property	36. 6. 0	
For Accommodating Addington Hospital Servants at Depot	<u>105. 7. 0</u>	804.19. 0
Miscellaneous	<u>1. 0. 0</u>	7689. 3. 9



UKZN
Gandhi-Luthuli
Documentation
Centre

121339.16. 1

H. Robinson

Acting Director
INDIAN IMMIGRATION BUREAU.

STATEMENT OF INCOME

AS AT 31st 1

Head Office.

Salaries Wages & Allowances	2367. 7. 0	
Payments	468.11. 3	
Superannuation Fund	11. 5. 0	
Repairs & Alterations	<u>361.14. 4</u>	3208.17. 7

Depot (Repatriation)

Salaries & Wages	304. 4. 9	
Payments	1089.10. 9	
Repairs & Alterations	<u>72. 8. 8</u>	1466. 4. 2
Postages	13. 3. 2	
Audit Fees	105. 0. 0	
Law Expenses	3.17. 0	
Travelling & Transport	20.17. 7	
Printing & Stationery	53. 8. 0	
Miscellaneous	41. 4. 1	
Reduction on revaluation Head Office. Furniture & Fittings	<u>50. 2. 6</u>	287.12. 4

Return Passage Expenses

Natal	225.14. 9	
Madras	918. 4. 4	
Calcutta	285.13.11	<u>1429.13. 0</u> 6392. 7. 1

To Balance

11497. 9. 0121339.16. 1

ASSETS

By Investments with Public Deb Commissioners			102150.1
Fixed Property:-			
Head Office (Land)	15630. 0. 0		
(Buildings)	<u>5280. 0. 0</u>	20910. 0. 0	
Cat Street Property		2000. 0. 0	
Dept Buildings		<u>7687. 4. 2</u>	30597. 4. 2
Employer's Instalments due:-			
Present		123. 0. 0	
Prospective		<u>300. 0. 0</u>	423. 0. 0
Protector of Indian Immigrants:-			
Advance a/c (Natal)		400. 5. 0	
Pensions to Indians		<u>4. 10. 0</u>	404. 15. 0
Department of Interior:-			
Emuses etc. (India)		293. 5. 2	
Pensions to Indians		<u>8. 0. 0</u>	301. 5. 2
Depot fees recoverable			434. 10. 0
Sundry Debtors			2020. 10. 0
Calcutta Agency			482. 10. 0
Madras Agency			294. 10. 0
Furniture & Fittings:-			
Head Office			452. 10. 0
Depot			41. 10. 0
Pay Master General's A/c			
Deposits Outstanding		165. 6. 10	
Cash with P.M. General		<u>5322. 5. 2</u>	5487. 11. 2

LIABILITIES

Sundry Creditors	1753. 5. 1		
Revenue Suspense Account:-			
Annual Instalments payable to Revenue	300. 0. 0		
Protector of Indian Immigrants:-			
Deposits	547.17. 9		
Amounts received on account Indians returning to Natal	203.13. 5		
Deceased Estates	5. 6		
Bombay Agency	54.15.10		
Medical Fund	12085. 6. 1		
Reserve for Depreciation:-			
Head Office Property	1680.11. 9		
Depot Property	6291. 0. 0		
Stocks	5237. 4. 1	13208.15.10	
Balance		114947. 9. 0	

UKZN
Gandhi Library
Documentation
Centre

<u>Contingent Liability</u>	
Balance	114947. 9. 0
Less Return Passage Estimate for Entitled Indians for one year	4500. 0. 0
	<u>110447. 9. 0</u>

SCHEDULE OF INVESTMENTS AT 31st MARCH, 1930

AS PER

PUBLIC DEBT COMMISSIONERS STATEMENT

15225. 4.10	Natal	4%	1937	14014.15.11
20030. 0. 0	Union	5%	1935	20248.10. 7
61400. 0. 0	Union	5%	1929-39	60329. 8. 0
3500. 0. 0	Union	4½%	1953	3281. 3.11
100. 0. 0	P.M.Burg	6%	1932	104. 0. 0
1200. 0. 0	P.M.Burg	5%	1939	1243. 4. 0
3000. 0. 0	P.M.Burg	3½%	1939	2910. 0. 0
	Balance at Interest			<u>29.10. 6</u>
				<u>£ 102160.12.11</u>



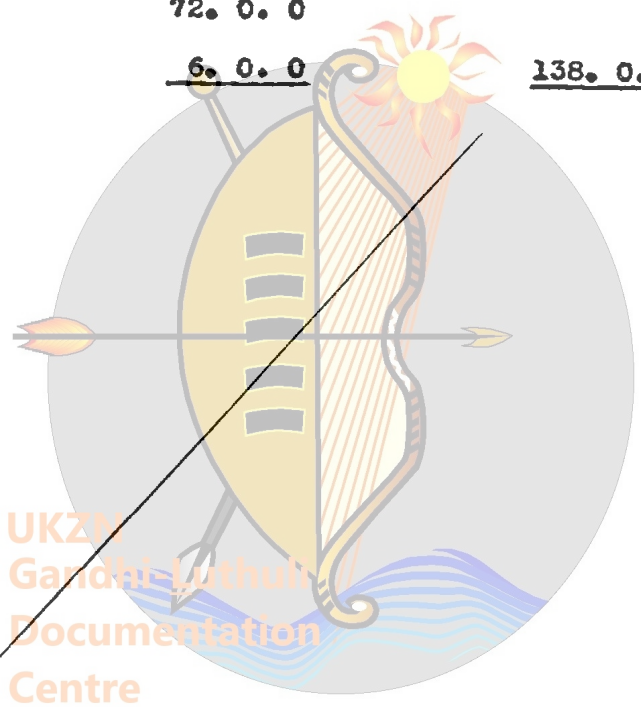
UKZN
Gandhi-Luthuli
Documentation
Centre

AN EXPENDITURE

CH 330.

Balance as at 1st April, 1929		17588.14.7
Medical Fees raised	11100.18.7	
Hospital Fees raised	8426.15.6	
Miscellaneous	126.15.6	

ITS		
Talana Property	60.0.0	
Umhlali "	72.0.0	
Verulan "	<u>6.0.0</u>	<u>138.0.0</u>
		19792.9.7



£37381, 4. 2

H. Rabin

STATEMENT OF INCOME AND

AS AT 31st MARCH

Expenditure in connection with
Hospitals & Circles as per
Schedule:-

Salaries & Wages	7084. 8. 8
Payments	7065. 4. 7
Repairs & Alterations	<u>335.12. 0</u>
	14485.5 . 3

Salaries & wages Head Office	<u>2366. 0. 0</u>	16851. 5. 3
---------------------------------	-------------------	-------------

Indian Medical Officers

Travelling Expenses	83.15. 0
---------------------	----------

Postages	26. 6. 2
----------	----------

Law Expenses	2. 2. 7
--------------	---------

Printing & Stationery	36.13. 6
-----------------------	----------

Travelling & Transport	138.19.11
------------------------	-----------

Miscellaneous	<u>8. 7. 2</u>	296. 4. 4
---------------	----------------	-----------

Rent for Head Office	120. 0. 0
----------------------	-----------

Fees written off by
Authority and Fees
reduced for previous
years

Medical Fees	11. 3
--------------	-------

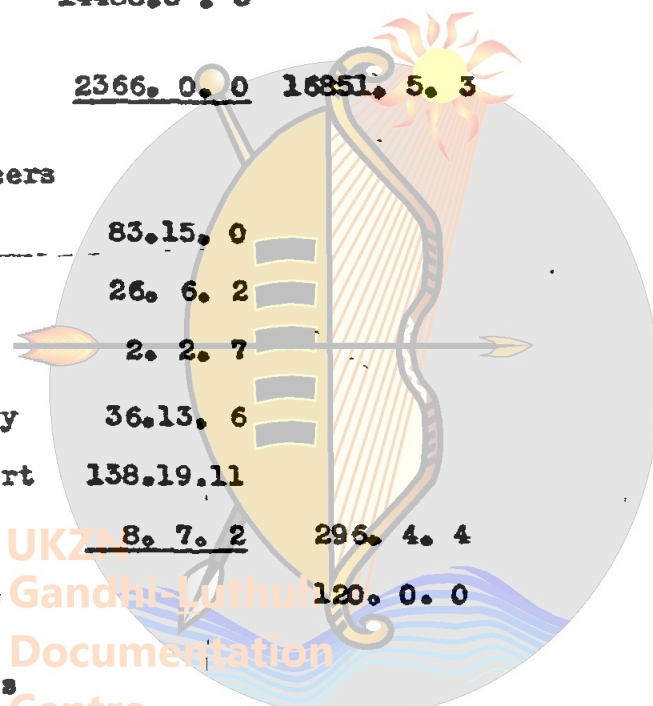
Hospital fees	56.15. 3
---------------	----------

Reduction of value of Furniture and Fittings and Instruments at Hospitals	<u>317. 5. 9</u>	17642. 1.10
---	------------------	-------------

Balance		<u>19739. 2. 4</u>
---------	--	--------------------

£37381. 4. 2

By Balance
Medic
Hospit
Misc
RENTS
Tale
Umhl
Vert



FUND INCOME AND EXPENDITURE

1929, to 31st March, 1930.

	Salaries and Wages	Supplies and Grants	Repairs and Alterations	Total Expenditure	Gain	Loss
8	525. 0. 0	161 4. 0		686. 4. 0	337.10. 8	
10	1257.13. 2	1971 0. 9	153.11. 6	3382. 5. 5	2754.12. 5	
9	400. 0. 0	7412. 8	7.15. 0	482. 7. 8	7.10. 1	
2	275. 0. 0	2. 0. 0		277. 0. 0	440. 6. 2	
3	266.13. 4	2. 0. 0		268.13. 4		1.12. 1
5	275. 0. 0	61. 8. 6		336. 5. 6	334.19. 9	
8	969. 6. 5	2135. 9.10	51. 1. 3	3155.17. 6	1405.16. 2	
0	1074. 8.11	1541. 1. 8	18. 3. 9	2633.14. 4		29. 0. 4
9	1075.11. 7	817. 7. 1	98. 2. 6	1991. 1. 2		112. 7. 5
6	300. 0. 0	14. 6. 0	6.18. 0	321. 4. 0	231. 8. 6	
5	665.15. 3	284. 7. 1		950.12. 4		198. 3.11
10					9. 8.10	
1	7084. 8. 8	7065. 1. 7	335.12. 0	14485. 5. 3	5521.12. 7	341. 3. 9
6					126.15. 6	
				120. 0. 0		120. 0. 0
				2366. 0. 0		2366. 0. 0
				317. 5. 9		317. 5. 9
				353.10.10		353.10.10
				17642. 1.10	5648. 8. 1	3498. 0. 4
				2150. 7. 9		2150. 7. 9
7				19792. 9. 7	5648. 8. 1	5648. 8. 1

UKZN
Gandhi Luthuli
Documentation
Centre

SUMMARY MEDICAL FUND INCOME

1st April, 1929, to 31st

Circle or Hospital	Medical Fees Raised	Hospital Fees Raised	Rents	Total Income	Salaries and Wages
Alaca	1023.14. 8			1023.14. 8	525. 0. 0
Arban	4062. 9. 4	2074. 8. 6		6136.17.10	1257.13. 8
Alencoe	381. 2. 6	48.15. 3	60. 0. 0	489.17. 9	400. 0. 0
Alipingo	717. 6. 2			717. 6. 2	275. 0. 0
Alw Hanover	267. 1. 3			267. 1. 3	265.13. 0
Alaritzburg	633.12. 6	37.12. 9		671. 5. 3	275. 0. 0
Alanger	1004.11. 7	3557. 2. 1		4561.13. 8	969. 6. 0
Alongast	894.11. 8	1710. 2. 4		2604.14. 0	1074. 8.1
Alanzinto (Esperanza)	1155. 3.10	723. 9.11		1878.13. 9	1075.11. 0
Alahlali	480.12. 6		72. 0. 0	552.12. 6	300. 0. 0
Alerulam	471. 3. 9	275. 4. 8	6. 0. 0	752. 8. 5	665.15. 0
Alweenez	9. 8.10			9. 8.10	
	11100.18. 7	8426.15. 6	138. 0. 0	19665.14. 1	7084. 8. 0
Miscellaneous Receipts				126.15. 6	
Head Office(Rent)					
do Salaries and Wages					
Decrease in Valuation Furniture & Fittings					
Miscellaneous					
Gain				19792. 9. 7	

UKZN
Gandhi Luthuli
Documentation
Centre

COMPARATIVE SUMMARY OF MEDICAL ACCOUNTS

<u>Expenditure</u>	<u>As at 31/3/29</u>	<u>As at 31/3/30</u>	<u>Decrease</u>	<u>Increase</u>
<u>Current</u>	16700. 2. 7	17642. 1.10		941.19. 3
<u>REVENUE</u>				
Hospital Fees	4865. 6. 6	8426.15. 6		3561. 9. 0
Medical Fees	11363. 8. 5	11100.18. 7	262. 9.10	
Government Grants	75. 0. 0		75. 0. 0	
Miscellaneous	150.13.10	264.15. 6		114. 1. 8
	16454. 8. 9	19792. 9. 7	337. 9.10	3675.10. 8
Excess of Revenue		2150. 7. 9		
Excess of Expenditure	245.13.10			

STATEMENT OF HOSPITALS

31st MARCH, 1930.

Daily Average Attendance		Daily Average cost per patient		Outpatients treated year ending 31/3/30				Outpatients treated year ending 1929
Year end 31/3/30	Year end 31/3/29	Year end 31/3/30	Year end 31/3/29	E.	I.	H.	Total	
19.52	32.2	5/0.3	3/6.1	.	73	.	73	95
.98	1.11	3/- .00	3/- .00	.	292	.	292	317
1.1	1.16	3/6.00	3/6.00
62.9	27.36	2/10.45	3/2.4	.	1090	43	1133	689
36.89	25.5	3/7.239	4/8.2	.	5	.	5	2
10.06	9.75	7/4.3	6/7.9	.	30	.	30	52
45.02	11.9	3/7.327	8/6.8	.	832	52	884	755
56.75	515.6	1/4.9	11.5

UKZN
Gandhi Institute
Documentation
Centre

COMPARATIVE STATEMENT OF H
AS AT 31st MARCH, 1930

HOSPITALS	Admitted 1/4/29 to 31/3/30				Admitted 1929	Daily Average Attendance	
	B.	I.	N.	Totals		Year end 31/3/30	Year end 31/3/29
Esperanza	2	159	100	261	405	19.52	32.2
Maritzburg	.	21	.	21	21	.98	1.11
Dundee	.	13	7	20	28	1.1	1.16
Stanger	1	342	1078	1421	511	62.9	27.36
Tongaat	2	199	404	605	343	36.89	25.5
Verulam (7 months)	1	29	92	122	157	10.06	9.75
Depot Hospital	.	230	244	474	202	45.02	11.9
Repatriation Depot			1791	1791	2720	56.75	25.6

UKZN
Gandhi
Documentation
Centre

AS AT 31st MARCH 1930

ASSETS.

By Fixed Property:-

Hospital Buildings as per Schedule 11796.16. 9

By Sundry Debtors:-

Hospital Fees 1902. 2. 1

Medical Fees 3. 5. 0

Miscellaneous 126.15. 3

By General Fund

12085. 6. 1

Stores in Stock

298.13. 6

Furniture and Fittings
as per Schedule

1740.12. 6

27953.11. 2

UKZN
Gandhi Luthuli
Documentation
Centre

£27953.11. 2

H Rohm

Acting Director,
INDIAN IMMIGRATION BUREAU.

BALANCE SHEET AS

LIABILITIES.

To Sundry Creditors

By 1

Hospital Fees 9.16. 6

Medical Fees 11. 3

By 8

Miscellaneous 817. 8. 6 827.16. 3

To Reserve for Depreciation on Properties:-

Stanger 799.12. 3

By 6

Tongaat 1358.14. 8

Verulam 2410.17. 6

" S


Esperanza 972. 4. 8

" P

Glencoe (Talana) 1700. 6. 9

Umhlali 144.16. 9 7386.12. 7

8214. 8.10



To Balance

19739. 2. 4

£27953.11. 2

MEDICAL FUND PROPERTY

As at 31st March, 1930.

Place	Land and Gum Trees	Buildings	Total
Stanger	75. 0. 0	1624. 0. 0	1699. 0. 0
Tongaat } do Gum Trees }	135. 0. 0 30. 0. 0	2127. 0. 0	2292. 0. 0
Verulam	90. 0. 0	2583. 0. 0	2673. 0. 0
Esperanza	104. 0. 0	1425. 0. 0	1529. 0. 0
Glencoe (Talana)		1976. 0. 0	1976. 0. 0
Umhlali	30. 0. 0	1597.16. 9	1627.16. 9
	464. 0. 0	11332.16. 9	11796.16. 9

FURNITURE AND FITTINGS
AND INSTRUMENTS

Depot	390.18.10
Stanger	370.14. 2
Tongaat	617. 7. 6
Esperanza	343. 2. 0
Umhlali	18.10. 0

1740.12. 6