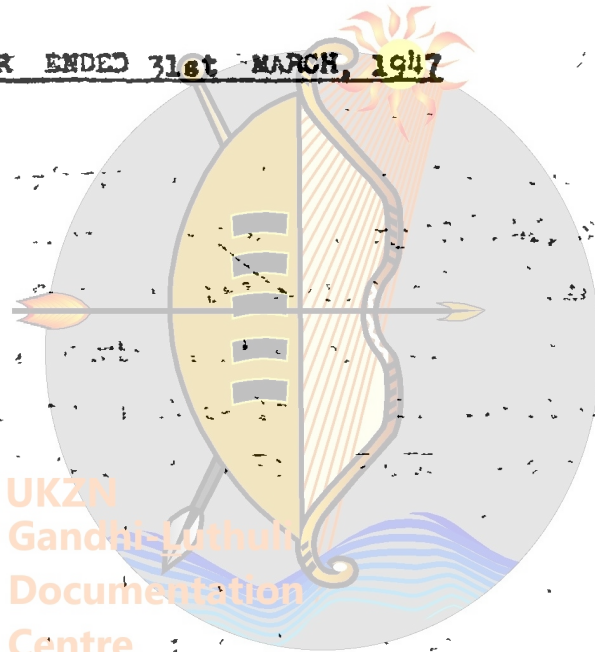


UNIVERSITY OF DELHI LIBRARY
Accession No. 1256/15
BRN
Class No.

INDIAN IMMIGRATION BUREAU

REPORT FOR THE

YEAR ENDED 31st MARCH, 1947



UKZN
Gandhi-Luthuli
Documentation
Centre

PART 1. GENERAL FUND

(1) The balance in this fund at 31/3/1946 was £28,914.18.11 and at 31/3/1947 this balance was £21,806. 1. 8 a decrease of ~~£7,108. 17. 3~~ £6208 : 17 : 3

(a) The sources of Revenue are :

(i) Rents for offices occupied by District Surgeon and Provincial Fisheries Officer etc.

(ii) Interest on capital invested by the Public Debt Commissioner.

(iii) Depot Fees for the accommodation of Lascar and Coanese Crews.

(b) There was no change in revenue derived under heading (i).

At (ii) Interest on Investments decreased from £853.15.10

for the year ending 31/3/46 to £552.10.10 for the year

ending 31/3/47. This decrease of £301.4.5 is due to the

fact that during the year ending 31/3/46, £12,000 had been

withdrawn from invested capital to meet current

expenditure during that year. No amounts have been with-

drawn from invested capital during the financial year

ending 31/3/47. At (iii) Revenue derived from

accommodating Ships Crews decreased from £5567 for the

year ending 31/3/46 to £3911 for the year ending 31/3/47.

The yearly aggregate of daily units accommodated during the

same period decreased from 15777 to 12557. During the

year, however, the Lascar Crew Depot showed a Trading

Profit of £429. Redundant assets disposed of during the

year realized £763. If the redundant assets had not been

sold the trading account would have shown a loss of £334

as compared with a trading loss of £748 for the year

ending 31/3/46.

(c) It should be remembered that although the turnover at the

Lascar Crew Depot has decreased considerably, overhead

permanent expenditure has not been effected, and under

- the circumstances no improvement can be expected until shipping again becomes normal. The shipping companies have been approached but cannot give assurances that the position will improve. On the other hand, after considerable difficulty, the Price Controller agreed to an increase in tariff in September, 1945, and although the increase has benefited the fund, the continued decline in turnover has minimised all the advantages obtained. If the Controller agreed to a further increase in tariff on the basis of our present turnover there is no guarantee that the turnover would increase. It is possible that it would again decline and any further gains by way of increased tariff would be minimised.

(d) Under the circumstances it is felt that the time has arrived when the Bureau must decide on the future of the Lascar Crew Depot, as at present the Bureau is maintaining this Depot for the benefit of shipping companies only.

(2) At 31/3/46 the General Fund owed the Medical Fund £2109. At 31/3/47 this debt had increased to £10,246. At para: (1) it is shown that during the year the General Fund deteriorated by ~~£627~~ £6208, and in view of the fact that there have been no losses other than a reduction of accrued interest on investments, this deterioration in the General Fund can only be attributed to the heavy burden of salaries the Indian Immigration Bureau General Fund is called upon to meet in regard to purely Government work carried out in the office of the Protector of Indian Immigrants. Head Office Salaries charged to General Fund during the year amounted to £6106 which is approximately the extent of the deterioration in the General Fund. The General Fund cannot go on carrying this burden.

PART II. MEDICAL FUND.

(1) The three hospitals at Durban, Esperanza and Stanger have been

-equipment.

On 1st January, 1946, Medical Fees and Hospital Fees were increased with the result that the Medical Fund Balance shows a gain of £3,777 at the 31/3/1947, and the total balance in the Medical Fund has increased from £16,575 at 31/3/46 to £20,353 at 31/3/47. The gain in the Medical Fund is, however, not up to expectations, and it has been found that the cost of treating T.B. patients has increased considerably. Steps have been taken to adjust, and it is anticipated that the gains reflected in the attached Balance Sheets will be maintained and added to at the close of the financial year ending 31/3/48. No major works have been carried out during the year.


PART III. GENERAL.

I regret to record the death of Dr. A.M. Sully, Indian Medical Officer, Durban, on the 13th November, 1946. Dr. J.F.P. Mullins was appointed to fill the vacancy.

Nursing Staff establishments at the Depot and Stanger hospitals have been increased by the addition of one European Sister at the Depot Hospital and one trained Native Nurse at the Stanger Hospital.

Mrs. I. Burnie resigned and Miss E. Daval, an ex-volunteer was appointed to fill the vacancy. There have not been any other staff changes.

All members of the staff have loyally and efficiently carried out their duties.


ACTING DIRECTOR

Durban

24/7/1947

Balance 1st April, 1946.

25.12. 15.11.

Interest on Investments 550. 10. 10.

Investments - Profit on Realisation. 1. . .

Grants:-

Department of Fisheries at Head Office 24. 0. 0.

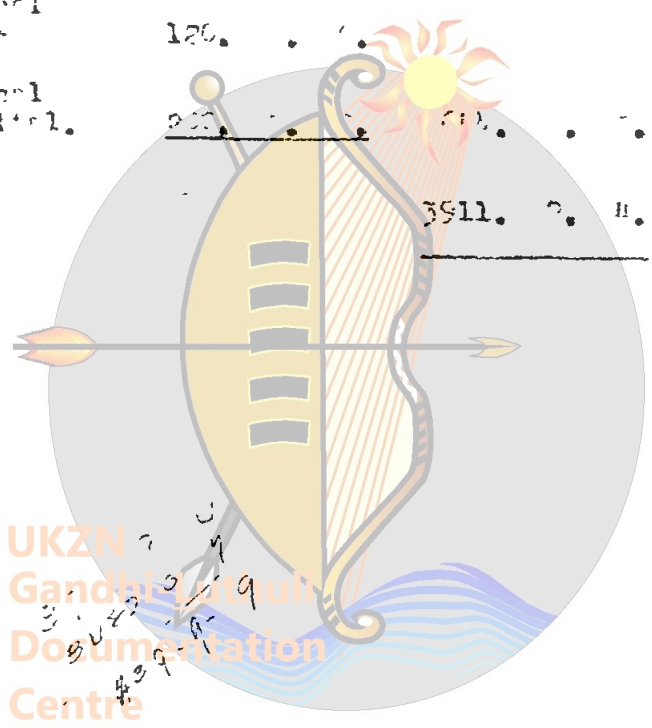
District Surgeon at Head Office 240. 0. 0.

Charge of Inst Medical Fund for Head Office 120. . .

Charge of Inst Medical Fund for District Hospital. 200. . .

Grant Head Office 3911. 0. 11.

510. 10. 0.



W. S. ...

1947. 0. 1.

28014-18-11
21806-17-8
6208-11

AT 71st ... 1947.

by balance int. April, 1-

Interest on Investment

Investments - Profit
Allocation

entail-

Department of Higher
Education Office

District Engineer
Road Office

Director of Post Office
and Telegraph Office

Director of Post Office
and Telegraph Office

Local Council

6438.17. 5.

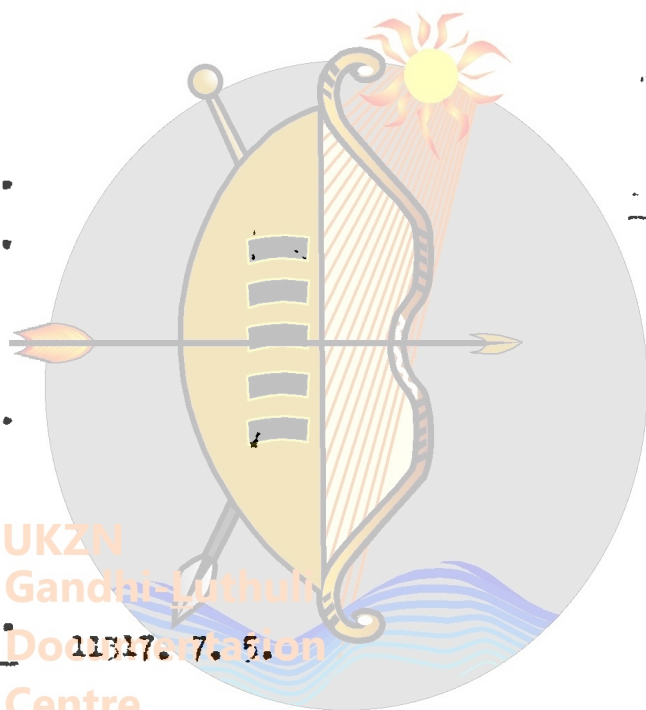
3487. 0. 7.

165.12. -2.

250. 0. 0.

36.12. 2.

443.17. 1.



UKZN
Gandhi-Luthuli
Documentation
Centre

21806. 1. 8.

33123. 9. 1.

Handwritten signature

1947

To: Head Office.

Salaries & wages	6106. 1. 9.	
Payments	777. 8. 6.	
Receipts & alterations	<u>15. 7. 9.</u>	6458.17. 5.

Deport

Salaries & wages	1901. 0.11.	
Payments	<u>1920.11. 9.</u>	3459. 0. 7.

General:

Postage	15.14. 2.	
Audit Fees	75. 0. 0.	
Travelling & Transport	27.15.11.	
Printing & Stationery	<u>47. 3. 0.</u>	105.13. 2.
<u>Staff Gratuity Fund</u>		250. 0. 0.

Reduction in value of Furniture & fittings:

Head Office	30. 8.15.	
Deport	<u>9. 4. 0.</u>	39.13. 2.

Reduction in value of property:

Head Office	15. 1. 0.	
Cato street Land	42. 1. 1.	
Deport Buildings	<u>124.14. 5.</u>	183.17. 1.



<u>11317. 7.</u>
<u>21806. 1.</u>
<u>33123. 9.</u>

B.A.S. :

Arabaate
 21. 1. 1971.

1947

A 17.

Investments with Public Debt.
Contribution as per Schedule

18510. 4. 4.

Fixed Property

Head Office (Land)	10555. 2. 7.	
Head Office (Buildings)	<u>5424. 9. 0.</u>	15979. 9. 4.
Date Street (Land)		1975. 0. 0.
Depot buildings		<u>1011. 10. 7.</u> 30295. 19. 7.

Department of Interior

Return Balance		146. 11. 5.
Expenditure - India		<u>2. 5. 5.</u> 195. 0. 1.

Expenditure

Calcutta		173. 10. 3.
Boards & Com.		<u>89. 10. 7.</u> 263. 0. 1.

undry Expenditure

Depot Fees		715. 2. 0.
Incidental		<u>36. 7. 7.</u> 749. 9. 7.

urniture & Fittings

Head Office		109. 0. 8.
Depot		<u>1. 8. 1.</u> 110. 10. 0.

eymeter General (Account A 1.)

6293. 7. 7.

15042. 10. 1.

W. S. Seal
SECRETARY

21806

STATEMENT OF ASSETS AND LIABILITIES 31st Dec 1987

4154. 6. 0.

5. 0. 0.

25. 0. 0.

4735.13. 4.

10000. 4. 5.

Investments with
Korpi also 1987

Fixed Property

Head Office

Head Office

State Street

Depot 11/11

Department of Int

Return 1987

1987 - 1

Appropriation

Calcutta

1987 - 1987

undry Debtors

Depot 1987

Miscellaneous

furniture 1987

Head Office

Depot

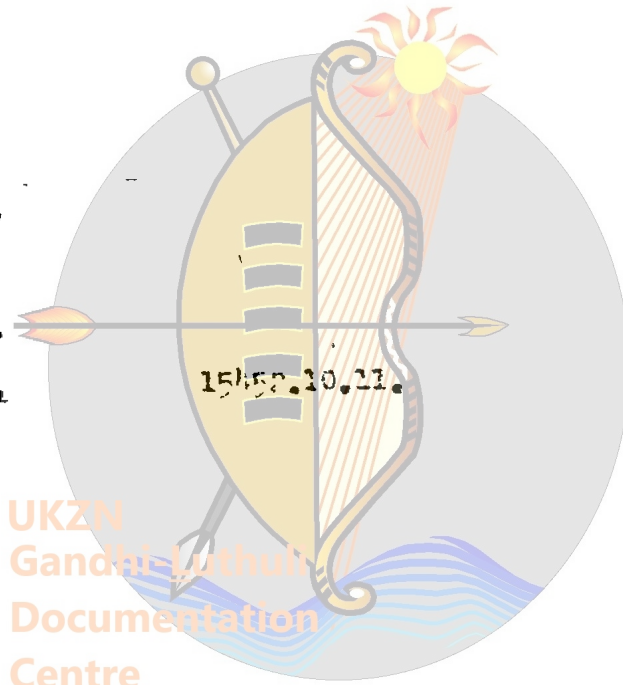
Reynolds 1987

3055. 19. 1.

275. 6. 7.

7450. 0. 0.

4610. 3. 1.



15450.10.21.

**UKZN
Gandhi-Luthuli
Documentation
Centre**

21806. 1. 8.

2504. 4. 12. 10.

to

LIABILITIES.

<u>Sundry Creditors (Miscellaneous)</u>	4154
<u>DEBTY Creditors (Debt fees)</u>	8
<u>Deposits by -</u>	
<u>Madras</u>	22
<u>Staff Gratuity Fund</u>	4735
<u>Medical Fund</u>	1020

Reserve for Depreciation:-

Head Office	3685. 19. 1.	
Gate Street Land	275. 6. 7.	
Debt	7850. 7. 2.	
Stocks	<u>4012. 2. 1.</u>	1580

UKZN
Gandhi Luthuli
Documentation
Centre

<u>HEAD</u>	2180
-------------	------

2544

Handwritten signature
A. P. ...

SCHEDULE OF INVESTMENTS AT 31st MARCH, 1947

AS PER

PUBLIC DEBT COMMISSIONERS STATEMENT

NOMINAL ACCOUNT.	DETAILS OF INVESTMENT	COST.
400. C. 0.	Union 5% 1950/70	262. 0. 6.
2590. 18. 3.	Union 4% 1951	2065.13. 8.
300. 0. C.	Union 3 $\frac{1}{2}$ % 1950	297.15. 0.
11300. 0. 0.	Union 3 $\frac{1}{2}$ % 1955/65 (Local)	11300. 0. 0.
300. 0. D.	Union 3 $\frac{1}{2}$ % 1955/65	292.10. 0.
3100. C. 0.	Union 3 $\frac{1}{2}$ % 1954/59	3022.10. 0.
800. 0. 0.	Union 3% 1957/66	799. 0. 0.
100. 0. 0.	Union 3% 1958/68	99.17. 6.
300. 0. 0.	Union 3% 1959/69	299.12. 6.
75. 5. 2.	Balance	75. 5. 2.
<hr/>		<hr/>
19066. 3. 5.		18514. 4. 4.
<hr/>		<hr/>

UKZN
Sandhi Luthuli
Documentation
Centre


1977

By balance 1st April, 1977

1977. 6. 7.

<u>Bank</u>	100.
<u>Hospital expenses</u>	2000. 7. 5.
<u>Medical expenses</u>	<u>1700. 6. 3.</u>

2000. 1. 3.



UKZN
Gandhi-Luthuli
Documentation
Centre

1977. 6. 7.

Al Stead

20,353
 16,575
 = 777

UNITED NATIONS
AFRICANA

By reference to

18061.18. 2
16307. 6. 0
71. 3. 18.
30485. 8. 1
2500. 0. 0.

47980. 8. 0.

12524

100000

100000

urr.

500. 0. 0.

31.14. 5.

24.15. 3.

40. 0. 2.

96.17.10.

253.16. 6.

120. 0. 0.
200. 0. 0.

320. 0. 0.

257. 0. 0.

45.10.11.
70.15. 0.
6. 1. 5.

82.16. 4.

UKZN
Gandhi Luthuli
Documentation
Centre

596.10. 8.
156.12. 6.
167.20. 9.

927. 7.11.

10010.17. 7.

20353. 2. 7.

562764. 0. 2.

ate

o: Expenditure in connection with Hospitals and Clinics as per schedule.

Salaries, Wages & Allowances	18011.12.2	
Supplies etc.	16307.6.0	
Repairs & Alterations	71.3.12	
	<u>34489.8.5</u>	
Salaries & Wages (Head Office)	2500.0.0	37990.8

Grants:

Matel University College i. e. Burr. 500.0

Porters 21.12.5

Printing & Stationery 24.10.3

Travelling & Transport 40.0.2 96.13

Hospital Fees reduced and written off for previous years. 253.16

Rents:-

Head Office	120.0.0	
Depot	<u>200.0.0</u>	320.0

Staff Gratuity Fund 250.0

Reduction in Value:-

<u>Properties:</u> Stanger	45.10.11	
Gaperanza	30.15.0	
Talana	<u>6.1.5</u>	82.16

Insurance, Furniture and Utensils

Depot	596.10.8	
Stanger	166.12.6	
Gaperanza	<u>163.12.9</u>	927.5

Balance 1

Handwritten signature

Handwritten text below signature

Grants Aides	Repairs & Alterations	Total Expenditure	Grin	Loes
8. 9		870. 8. 9	726.16. 9	
0. 0				
18. 1	25. 2. 0	20590.16. 6	3938.18. 5	
17. 9		284.17. 9	465.11. 0	
8. 7		253. 8. 3	11.13. 0	
3. 0		977. 3. 0	761.15. 6	
4. 0	26.11.10	7153. 2. 2	1549.16. 4	
19. 0	17.10. 0	38 5. 8. 5	1849. 5. 7	
1. 0		622. 0. 0	215. 7. 0	
0. 0		742. 0. 0	75. 0. 0	
7. 2		1. 7. 2	58.10.10	
<hr/>				
6. 0	71. 3.10	34480. 8. 0	9708. 5. 5	
		50. 0. 0		50. 0. 0
		3500. 0. 0		3500. 0. 0
		120. 0. 0		120. 0. 0
		20. 0. 0		20. 0. 0
		70. 0. 0		70. 0. 0
		72.16. 4		82.16. 4
		997. 2.11		997. 2.11
		450.10. 4		350.10. 4
		<hr/>		<hr/>
		43410.17. 7	9708. 5. 5	5930. 9. 7
		<hr/>		<hr/>
		3777.15.10		3777.15.10
		<hr/>		<hr/>
		44128.13. 7	9708. 5. 5	9708. 5. 5

UKZ
Gandhi
Documentation
Centre

1st ...


Bank	Total Income	Salaries & Allowances	Repairs & Alterations	Grants & Supplies
	1597. 5. 6	600. 0. 0		28. 8. 0 285. 0. 0
	26529.14.11	10470.16. 5		10024.18. 1 25. 2. 0
	750. 8. 9	275. 0. 0		9.17. 9
	265. 1. 3	200. 0. 0		53. 8. 3
	1738.18. 6	420. 0. 0		157. 3. 0
	2702.18. 6	3402. 6. 4		3722. 4. 0 28.11.10
	5724.13. 0	2173.15. 5		1633.14. 0 17.10. 0
	441. 7. 0	220. 0. 0		2. 0. 0
	372. 6. 0	300. 0. 0		1. 0. 0
	100. 0. 0			1. 7. 2
<u>0. 0. 0</u>	<u>44188.13. 5</u>	<u>18061.18. 2</u>		<u>16347. 6. 0</u> <u>71. 3.10</u>

UKZN
Gandhi-Luthuli
Documentation
Centre

44188.13. 5

44188.13. 5

Hospital Circle or Property	Medical Fees raised	Hospital Fees raised	Rent	Total Income
Woods Grant	1557. 5. 6			1557. 5. 6
Urban	9844. 2. 3	14685. 12. 8		24529. 14. 11
Ervingo	750. 8. 9			750. 8. 9
New Hanover	265. 1. 3			265. 1. 3
Britzburg	1497. 11. 9	241. 6. 9		1738. 18. 6
Tanger	1384. 5. 3	7318. 13. 3		8702. 18. 6
Muzinto	1285. 18. 6	4434. 14. 6		5724. 13. 0
Merulom	441. 7. 0			441. 7. 0
Mhili	378. 6. 0			378. 6. 0
Mama			60. 0. 0	60. 0. 0
<hr/>				
	1748. 6. 3	26680. 7. 2	60. 0. 0	44148. 13. 5



UKZN
Gandhi-Luthuli
Documentation
Centre

Grants:
 Natal University College (Durban)
Income:
 Salaries
 Rent
 Hospital Grant
 Staff Gratuity Fund
 Increase in value of Property:

Fixed Property
 Movable Property

Miscellaneous

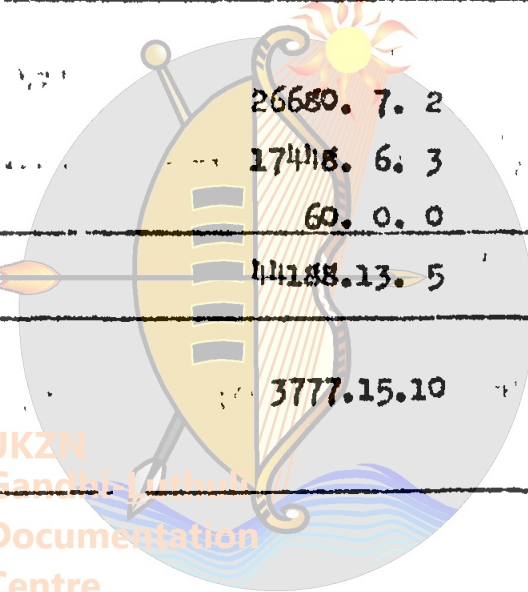
44148.13.5

Profit

44148.13.5

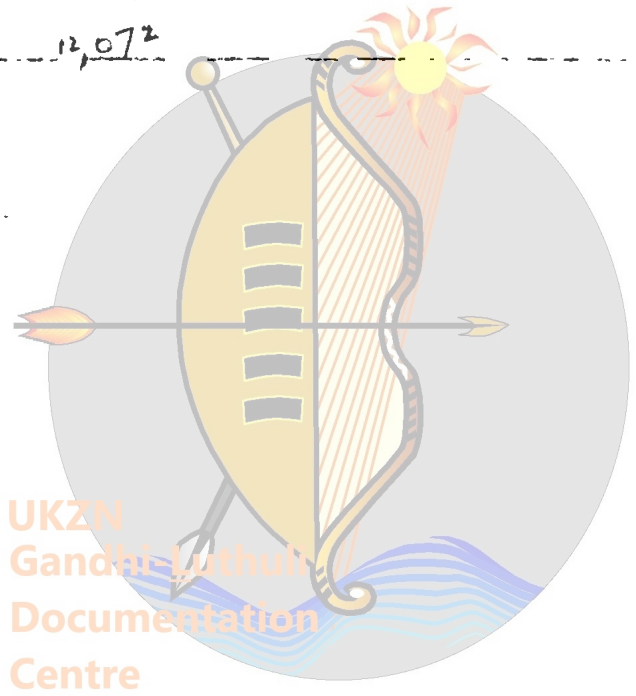
COMPARATIVE STATEMENT OF MEDICAL ACCOUNTS

	As at 31/3/46	As at 31/3/47	Decrease	Increase
Expenditure (current)	37539.17. 4	40410.17. 7		2871. 0. 3
REVENUE				
Hospital Fees	19377.19. 5	26680. 7. 2		7302. 7. 9
Medical Fees	12460.19. 9	17418. 6. 3		4957. 6. 6
Miscellaneous	60. 0. 0	60. 0. 0		
	31898.19. 2	44188.13. 5		12289.14. 3
Excess of Revenue		3777.15.10		9418.14. 0
Excess of Expenditure	5640.18. 2			



 UKZN
 Gandhi Institute
 Documentation
 Centre

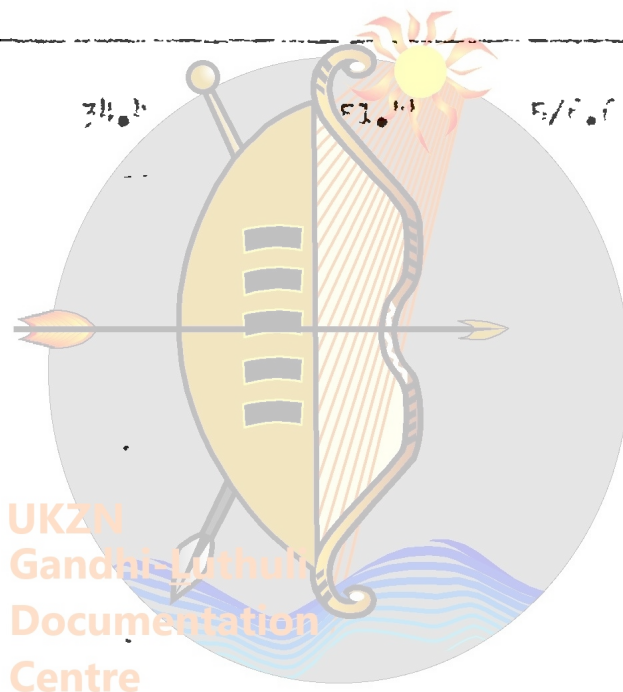
Average Cost patient.	31/3/46.	Outpatients treated Year ending 31/3/47			Outpatients treated Year ending 31/3/47
		No.	I.	S.	
2.1	2/11.1.	-	4.2	-	4.2
2.7	4/4	-	3197	1398	4595
3.6	5/8.7	-	8273	2162	10435
			12,072		
5.6	6/2.7				



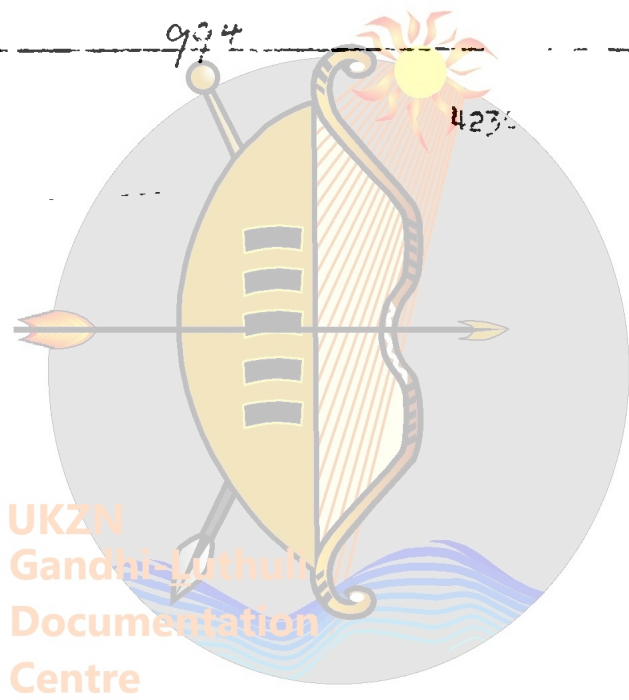
GOVERNMENT HOSPITALS REPORT

ADMITTED PATIENTS, 1947.

Admitted 1946.	Daily Average Attendance 31/3/47	Daily Average Attendance 31/3/46	Daily Average Cost per patient. 31/3/47	Daily Average Cost per patient. 31/3/46.	Out Year -
561	50.98	50.27	3/5.1	5/11.1	-
1857	67.6	65.51	2/4.7	2/4	-
600	125.41	109.78	1/1.6	1/2.5	-
6104	34.8	51.41	5/5.6	6/2.7	-



HOSPITAL	Admitted, 1/4/46 - 31/3/47				Admitted 1946	Total
	B.	S.	N.	TOTAL		
Esperanza	-	142	335	477	561	80
Stanger	-	495	1099	1594	1857	67
Depot	-	757	203	960	1000	100
Ship's Crews		994		4236	6104	74



UKZN
Gandhi-Luthuli
Documentation
Centre

1947.

ASSETS.

Fixed Property as per Schedule 8616.10.3.

Instruments, Furniture & Fittings as per Schedule 2751.4.9.

Country stores

Hospital stores 5425.16.8.

Medical Stores 211.1.6. 5633.14.5.

Stores in stock 369.2.1.


Central Medical & Veterinary Stores 120.2.1.

General fund 10246.4.5.

=====

27507.4.3.

=====



UKZN
Gqochi Luthuli
Documentation
Centre

BALANCE SHEET AS AT 31st MARCH, 1947.

30.14. 1.
11. 1. 9.
2019.11. 7. 2067. 7. 5.

1995. 9. 5.
1652. 1. 3.
1739. 3. 7. 5356.14. 3. 7254. 1. 8.

20353. 7. 7.

227807. 4. 3.

Fixed Pro

Investment
25 M.F. 1947

Contingency

None

None

Current

Control

General

UKZN
Gandhi Library
Documentation
Centre

ate

107

LIABILITIES.

Sundry Creditors

Hospital Fees	36.14. 1.	
Medical Fees	11. 1. 9.	
Miscellaneous	<u>2019.11. 7.</u>	2067. 7. 5.


Reserve for Depreciation

Stanger	1995. 9. 5.	
Esperanza	1652. 1. 3.	
Talana	<u>1739. 3. 7.</u>	<u>5386.14. 3.</u> 7254.

BALANCE

20353.


527807.



MEDICAL FUND PROPERTY

PLACE	LAND	BUILDINGS	TOTAL
Stanger	75. 0. 0	3714. 4. 9	3789. 4. 9
Esperanza	104. 0. 0	2747. 5. 6	2851. 5. 6
Talana		1976. 0. 0	1976. 0. 0
	179. 0. 0	8437.10. 3	8616.10. 3

FURNITURE, FITTINGS AND INSTRUMENTS



Depot	1789.11.11
Stanger	499.17. 6
Esperanza	491.19. 4
	<u>£2781. 8. 9</u>

UKZN
Gandhi Luthuli
Documentation
Centre