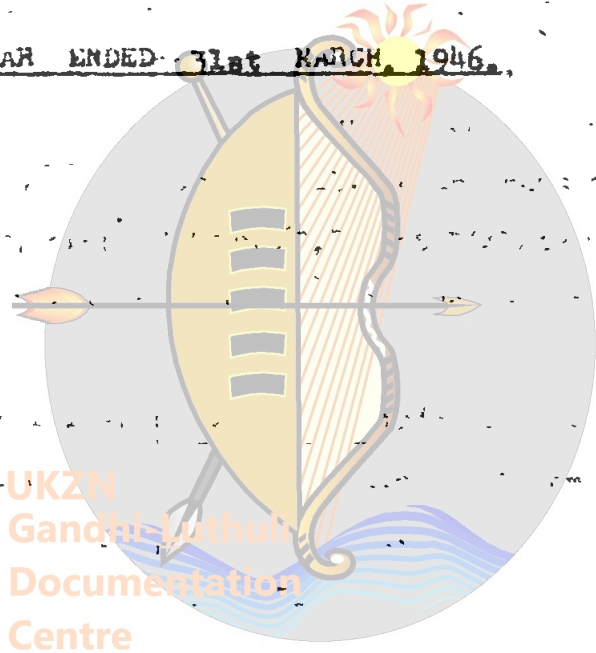


DOCUMENT NO. 1001
UNEMPLOYED
1956/17

INDIAN IMMIGRATION BUREAU

REPORT FOR THE

YEAR ENDED 31st MARCH 1946.



UKZN
Gandhi Luthuli
Documentation
Centre

INDIAN IMMIGRATION AND DEPORTATION.

YEAR ENDING 31st MARCH, 1946.

GENERAL FUND - This fund has three sources of revenue:-

- (a) Rents for Office Accommodation.
- (b) Interest on capital invested by the Public Debt Commissioner.
- (c) Depot fees for the accommodation of Ships crews.

During the year it was necessary from time to time to

convert invested capital into cash to meet current expenditure. £12,000 of invested capital was realised with a resultant decrease in invested Capital from £30,926 at 31/3/1945 to £18,510 at 31/3/1946, and Interest on invested Capital consequently dropped from £1,200 at 31/3/1945 to £833 at 31/3/1946.

In consequence of the change over from war to peace conditions, the total number of daily units accommodated at the Lascar Crew Depot, dropped from 68,965 at 31/3/1945 to 18,777 at 31/3/1946 with a resultant decrease in Revenue from £16,143 to £5,567.

The charges for accommodating ship's crews was increased with the approval of the Price Controller from 5/- to 6/- per day and from 6/6 to 7/6 per day respectively for Lascar and Goanese Crews as from 1st September, 1945.

Owing to the falling off of attendance at the Lascar Crew Depot, and despite the increase in charges, the Lascar Crew Depot showed a Trading loss of £748 on the years working.

Provisions have been made to minimise losses in the ensuing year and provided there is not a further falling off in the attendance, this should be accomplished.

No Indians returned to India under the Assisted Emigration Scheme during the year, and as there are no longer any Indians who are entitled to a free return passage to India in terms of the Indian Emigration Laws the Bureau has no liabilities in this respect.

MEDICAL FUND.

The three Hospitals at Durban, Esperanza and Stanger have been inspected from time to time and checks made of stores and equipment.

During the year the Medical Fund sustained a net loss of £5,610. At the 1st January, 1946, Hospital Fees and Medical Fees were increased and it is estimated that the increased fees will bring in additional revenue of approximately £12,000 which will ensure that there will be no deficit in the ensuing year and that some of the losses in the year ending 31/3/1946 will be retrieved.

Major works completed during the year were the water borne Sewerage Scheme at Stanger, at the cost of £863.13.6. and an X-Ray Room at the Depot Hospital, at a cost of £250.

From the foregoing it will be observed that the Medical Fund is now in a sound state.

Dr. H. Mayson who was appointed Indian Medical Officer at Stanger on 6th July, 1933, resigned with the effect from 31st March, 1946, and Dr. C.K. Edelstein was appointed to succeed him.

All members of the Staff have loyally and efficiently carried out their duties.


ADYS: DIRECTOR

DURBAN.

Balance as at 1st April, 1945.

34442. 3. 11.

Interest on Investments 283. 15. 3

Investments - Profit on Callingtons 2. 12. 5.

ents.

Department of Fisheries
Head Office. 84. 0. 0.


District Surgeon at
Head Office. 240. 0. 0.

Resell V.M. - Ground at
Head Office. 64. 0. 0.

Charge against Medical
Fund for Head Office 120. 0. 0.

Charge against Medical
Fund for Depot Hospital. 250. 0. 0. 702. 0. 0.

Depot and Balances 5567. 7. 11. 7161. 15. 7



UKZN
Gandhi-Luthuli
Documentation
Centre

541703.10. 6.

W. Stead
1945. 01. 1945.

STATEMENT OF INCOME AND EXPENDITURE

At 31st March, 1946.

By Balance as at

2. 7.
17. 9.
10. 0.
6176. 10. 4.

19. 7.
6. 4.
6315. 5. 11.

2. 4.
0. 0.
4. 6
6. 9.
200. 13. 7.

74. 7. 10.

14. 10. 0.

250. 0. 0.

19. 8.
12. 1.
41. 11. 9.

490. 1. 2.

13583. 0. 7.

28014. 12. 11.

£41603. 19. 6.

Interest on I

Investments -
Realizations

rents.

Department of
at Head Office

District Sur,
Head Office.

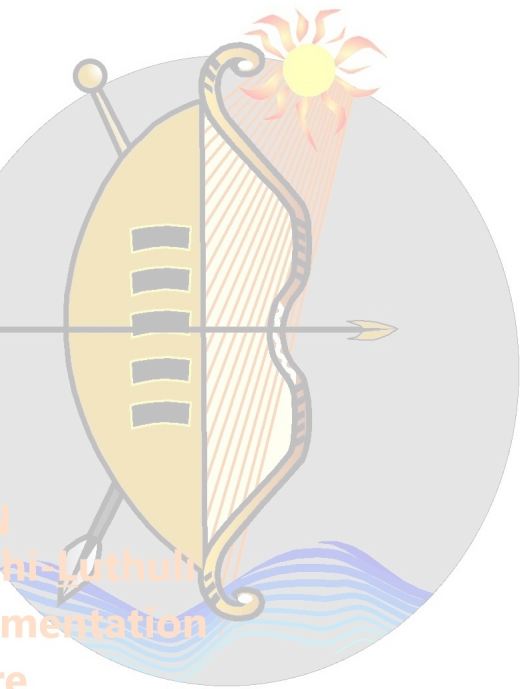
Cassell V.H.
Head Office.

Charge a. pins
Fund for Head

Charge a. pins
Fund for Head

Grant fees to

UKZN
Gandhi-Luthuli
Documentation
Centre



W. S. ...
2014: 01. 10.

Head Office.

Salaries & wages	5453. 2. 7.	
Payments	751. 17. 9.	
Repairs & alterations	<u>11. 10. 0.</u>	6176. 10. 4.

Depot.

Salaries & wages	2070. 19. 7.	
Payments	<u>4244. 6. 4.</u>	6315. 5. 11.

General

Postage	15. 2. 4.	
Audit Fees	75. 0. 0.	
Travelling & Transport	28. 4. 6.	
Printing & Stationery	<u>22. 6. 9.</u>	200. 13. 7.

Payments on account of Asiatic Affairs Advisory Board. 74. 7. 10.

Amount of Depot lease reduced and written off for previous years. 14. 10. 0.

Staff Gratuity Fund. 250. 0. 0.

Reduction in value of Furniture & Fittings:

Head Office	40. 19. 0.	
Depot	<u>12. 1. 0.</u>	41. 11. 9.

Reduction in value of Property:

Head Office	323. 6. 0.	
Cato street Land	44. 12. 5.	
Depot buildings	<u>128. 2. 0.</u>	496. 1. 2.

13583. 0.

28014. 12.

41603. 19.

SUBTOTAL:

Handwritten signature

Asst: Dir Gen.

ASSETS.

With Public Debt.
As per Schedule.

18510. 4. 8.

Land	10555. 0. 0.		
Buildings	<u>5424. 9. 0.</u>	15979. 9. 0.	
Plot Land		1975. 0. 0.	
Buildings		<u>12341. 10. 8.</u>	70295. 19. 8.

of Indian Immigrants. 10. 0. 0.

of Interior

Passage		25. 8. 11.	
India		<u>8. 0. 11.</u>	74. 18. 10.

		183. 16. 8.	
		<u>84. 2. 9.</u>	267. 19. 5.

Stores.			
ees		326. 15. 0.	
ancous		62. 6. 11.	389. 2. 5.

<u>Fittings.</u>			
ice		122. 19. 0.)	124. 16. 5.

General (Account of) Documentation 1440. 5. 14.

UKZN
Gandhi Luthuli
Documentation
Centre

254073. 7. 3.

[Handwritten Signature]
G: DIC NO.



4500. 15. 2
 199. 13. 3.
 4279. 19. 11.
 2109. 2. 2.

Investments with Public Debt Commissioners as per Schedule

Fixed Property

Head Office (Land)
 Head Office (Buildings)
 Cato Street Land
 Depot Buildings

3370. 14. 9.
 234. 16. 6.
 7344. 3. 6.
4019. 3. 1.

Protector of Indian Insurance

Department of Interior

Return Passports
 Residences - India

14968. 17. 10.

Agencies.

Calcutta
 Madras

28014. 18. 11.

Sundry Debtors.

Depot Fees
 Miscellaneous

Furniture & Fittings.

Head Office
 Depot
 Paymaster General (Account)

**UKZN
 Gandhi-Luthuli
 Documentation
 Centre**

£54073. 7. 3.

ASK
 ASK: Director.

LIABILITIES.

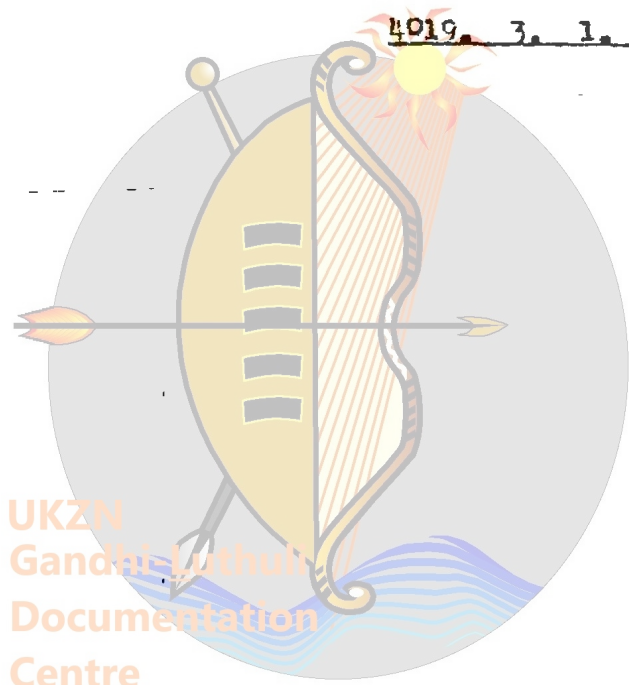
<u>Sundry Creditors (Miscellaneous)</u>		4500. 15. 2
<u>Sundry Creditors (Depot Fees)</u>		199. 13. 3.
<u>Staff Gratuity Fund.</u>		4079. 19. 11.
<u>Medical Fund.</u>		2109. 2. 2.

Reserve for Depreciation

Head Office	3370. 14. 9.	
Cato Street Land	234. 16. 6.	
Depot Buildings	7344. 3. 6.	
Stocks	<u>4019. 3. 1.</u>	14968. 17. 10.

BALANCE:

28514. 18. 11.



UKZN
Gandhi-Luthuli
Documentation
Centre

A. A. Abate

ASST: DIRECTOR.

£54073. 7. 3.

SCHEDULE OF INVESTMENTS AT 31st MARCH, 1946.

AS PER

PUBLIC DEBT COMMISSIONERS STATEMENT.

NOMINAL AMOUNT.	DETAILS OF INVESTMENT	COST.
400. 0. 0.	Union 5 $\frac{1}{2}$ % 1950/70	262. 0. 6.
300. 0. 0.	Union 3 $\frac{1}{2}$ % 1955/65	292. 10. 0.
2390. 18. 3.	Union 4 $\frac{1}{2}$ % 1951	2065. 13. 8
300. 0. 0.	Union 3 $\frac{1}{8}$ % 1950	297. 15. 0.
11300. 0. 0.	Union 3 $\frac{1}{2}$ % 1955/65	11300. 0. 0.
3100. 0. 0.	Union 3 $\frac{1}{2}$ % 1954/59	3022. 10. 0.
1200. 0. 0.	Union 3 $\frac{1}{2}$ % 1957/64 (Special)	1198. 10. 0.
100. 0. 0.	Union 3 $\frac{1}{2}$ % 1958/68	99. 17. 6.
300. 0. 0.	Union 3 $\frac{1}{2}$ % 1959/69	299. 12. 6.
<u>£19390. 18. 3.</u>		<u>£18838. 9. 2.</u>
	Less amount over invested	328. 4. 6.
		<u><u>£18510. 4. 8.</u></u>

UKZN
Gandhi-Luthuli
Documentation
Centre


1946.

By Balance as at 1st April, 1945.

22216. 4. 11.

Rents:

Salaries	60. 0. 0.	
Hospital expenses	19377. 19. 5	
Medical Fees raised	<u>12460. 19. 9.</u>	31898. 19. 8.



UKZN
Gandhi-Luthuli
Documentation
Centre

AT. S. ...
DIRECTOR

254115. 4. 1.

STATEMENT OF INCOME AND EXPENDITURE OF
31st MARCH, 1946.

By Balance as at 1st

Rents:

- Telana
- Hospital fees
- Medical fees

16255. 5. 7.
 14786. 19. 5.
160. 9. 8.
 31202. 14. 8.
3500. 0. 0.

34702. 14. 8.

40. 0. 0.
 89. 0. 10.
500. 0. 0.

629. 0. 10.

30. 4. 8.

15. 18. 6.

55. 10. 9.

101. 13. 11.

436. 2. 3.

120. 0. 0.
200. 0. 0.

320. 0. 0.

250. 0. 0.

47. 3. 6.
 31. 10. 9.
6. 4. 6.

84. 18. 9.

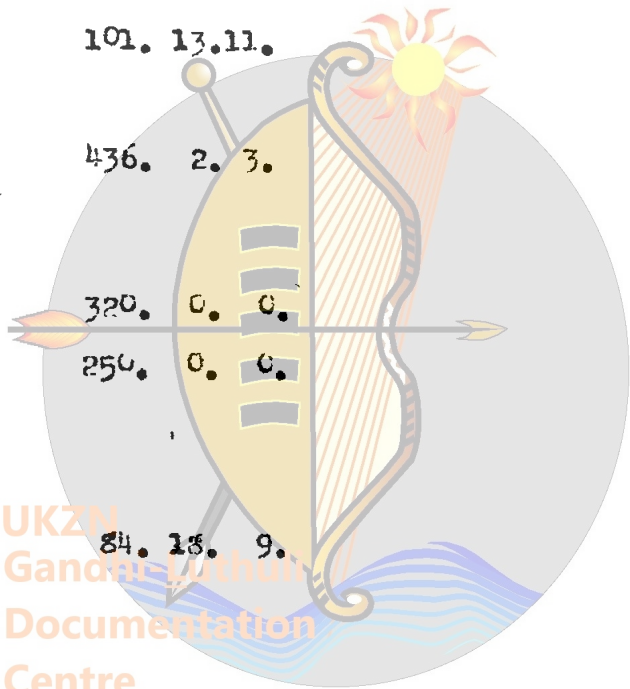
706. 14. 5.
 145. 5. 6.
163. 7. 0.

1015. 6. 11.

37539. 17. 4

16575. 6. 9.

£54115. 4. 1.



UKZN
 Gandhi Luthuli
 Documentation
 Centre

W. S. K. ...
 W. S. K. ...

Expenditure in connection with Hospitals and Circles as per Schedule.

Salaries, Wages and Allowances	16255.	5.	7.	
Supplies etc.	14786.	19.	5.	
Repairs & Alterations	164.	9.	8.	
	<u>31202.</u>	<u>14.</u>	<u>8.</u>	
Salaries & Wages (Head Office)	3500.	0.	0.	34702. 14. 8.

Grants:

Aryan Ben: Home P.M.Burg.	40.	0.	0.	
Kotala Indian Lads Hostel	89.	0.	10.	
Natal University College P.M.Burg.	<u>500.</u>	<u>0.</u>	<u>0.</u>	629. 0.10.

Postages 30. 4. 8.

Printing & Stationery 15. 18. 6.

Travelling & Transport 55. 10. 9. 101. 13.11.

Hospital fees reduced and written off for previous Years. 436. 2. 3.

Rents.

Head Office	120.	0.	0.	
Depot	<u>200.</u>	<u>0.</u>	<u>0.</u>	320. 0. 0.

Staff Gratuity Fund. 250. 0. 0.

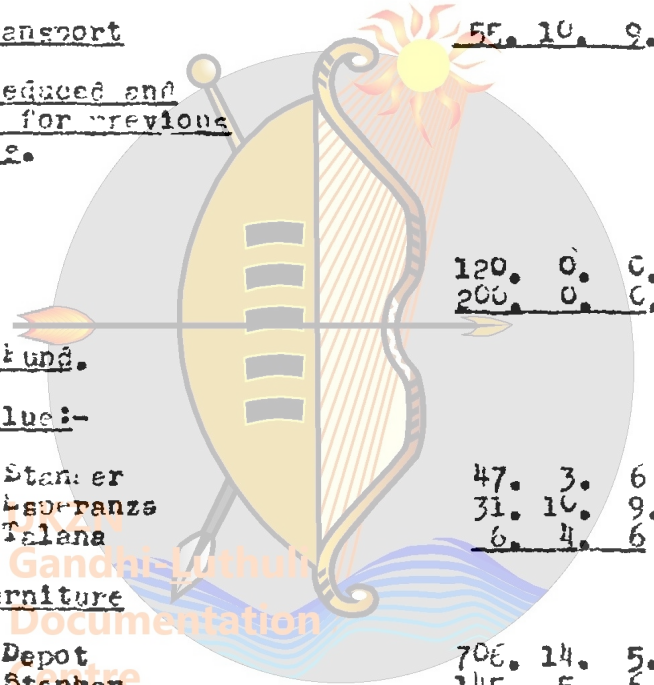
Reduction in Value:-

Properties: Stanger	47.	3.	6.	
Esperanza	31.	10.	9.	
Talana	<u>6.</u>	<u>4.</u>	<u>6.</u>	84. 18. 9.

<u>Instruments, Furniture and Fittings.</u>				
Depot	706.	14.	5.	
Stanger	145.	5.	6.	
Esperanza	<u>163.</u>	<u>7.</u>	<u>0.</u>	1015. 6. 11.

BALANCE:

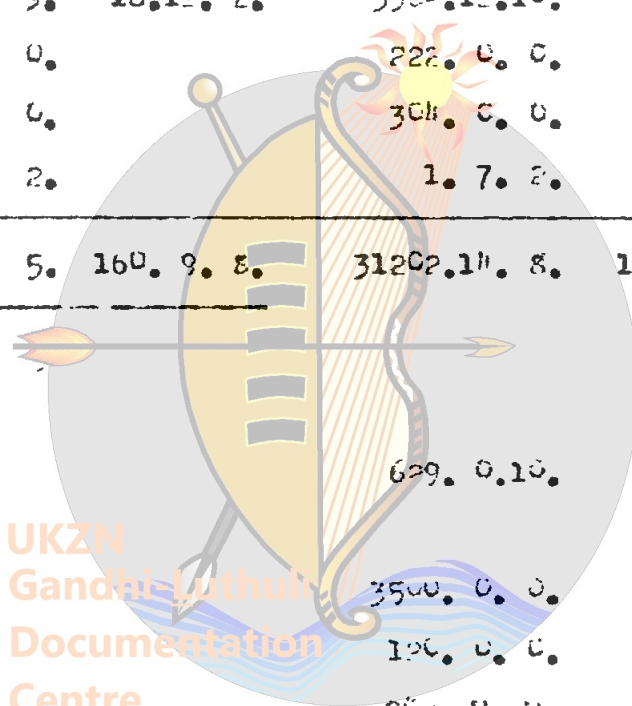
[Handwritten Signature]
 ASST. DIRECTOR.



1975.

Wages cos.	Fees Grants & Supplies.	Repairs & Alterations.	Total Expenditure	Gain.	Loss.
0.	61. 2. 0. 225. 0. 0.		886. 2. 0.	297. 0. 5.	
5.	8562. 10. 7.	65.18. 0.	17740.12. 0.		49.12. 4
0.	16. 0. 0.		291. 0. 0.	282.16.10.	
0.	80. 0. 0.		280. 8. 3.		82.10. 9
0.	756. 2. 9.		1176. 2. 9.	110.13. 2.	
3.	3555. 13. 11.	75.19. 6.	6716. 9. 8.		708.15. 7
11.	1522. 14. 9.	18.12. 2.	3584.12.10.	677.18. 8.	
0.	2. 0. 0.		222. 0. 0.	132. 0. 0.	
0.	4. 0. 0.		304. 0. 0.		21.18. 9
	1. 7. 2.		1. 7. 2.	58.12.14.	
7.	14786. 19. 5.	160. 9. 8.	31202.14. 8.	1559. 1.11.	862.17. 5
			629. 0.10.		629. 0.10
			3500. 0. 0.		3500. 0. 0
			100. 0. 0.		100. 0. 0
			200. 0. 0.		200. 0. 0
			250. 0. 0.		250. 0. 0
			24.10. 9.		84.18. 0
			1015. 6.11.		1015. 6.11
			537.10. 2.		537.10. 2
			37579.17. 1.	1559. 1.11.	7000. 0. 1
				5600.14. 2	
			47579.17. 1.	7200. 0. 1.	7000. 0. 1

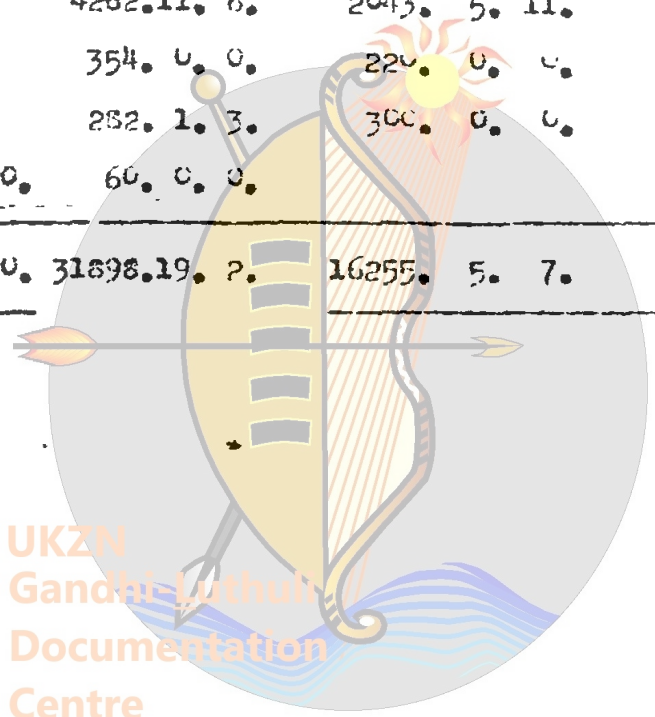
UKZN
Gandhi-Luthuli
Documentation
Centre



1st APRIL, 1915 to 31st MARCH, 1916.

Fees	Rents.	Total Income.	Salaries wages & Allowances.	Fees Grants & Supplies.	Rep & ...
		1183. 2. 5.	600. 0. 0.	61. 2. 0. 225. 0. 0.	
6. 6.		17690.19. 8.	9112. 3. 5.	8562. 10. 7.	65
		573.16.10.	275. 0. 0.	16. 0. 0.	
		197.17. 6.	200. 0. 0.	80. 0. 0.	
13. 6.		1286.15.11.	420. 0. 0.	756. 2. 9.	
8. 5.		6007.14. 1.	3084. 16. 3.	3555. 13. 11.	75
11. 0.		4262.11. 6.	2043. 5. 11.	1522. 14. 9.	10
		354. 0. 0.	220. 0. 0.	2. 0. 0.	
		282. 1. 3.	300. 0. 0.	4. 0. 0.	
	60. 0. 0.	60. 0. 0.		1. 7. 2.	
19. 5.	60. 0.0.	31898.19. 2.	16255. 5. 7.	14786. 19. 5.	160

40. 0. 0.
89. 0. 10.
509. 0. 0.



UKZN
Gandhi-Luthuli
Documentation
Centre

31898. 19. 2.
5610. 16. 2.
37532. 17. 4.

Hospital Circle or Property.	Medical Fees Raised.	Hospital Fees Raised.	Rents.	Total Income
Avoca do Grant	1183. 2. 5.			1183.
Durban	6838. 13. 2.	10852. 6. 6.		17690.
Isipingo	573. 16. 10.			573.
New Manover	197. 17. 6.			197.
Pietermaritzburg.	1057. 2. 5.	229. 13. 6.		1286.
Stanger	1028. 5. 8.	4979. 8. 5.		6007.
Umzinto	946. 0. 6.	3316. 11. 0.		4262.
Verulam	354. 0. 0.			354.
Umhlati	282. 1. 3.			282.
Telana			60. 0. 0.	60.
<hr/>				
	12460. 19. 9.	19377. 19. 5.	60. 0. 0.	31896.

Grants:

Aryan Benevolent Society (P.M.Burg.)	140. 0. 0.
Motala Indian Lads Hostel	89. 0. 10.
Matal University College (P.M.Burg.)	500. 0. 0.

Head Office:

**UKZN
Gandhi Luthuli
Documentation
Centre**

Salaries

Rent

Depot Hospital: Rent

Staff Gratuity Fund

Decrease in Value of Property:

Fixed Property
Movable Property

Miscellaneous:

Loss:

31896.

5610.

26286.

As at 31/3/45.

As at 31/3/46.

Decrease.

Increase.

Expenditure
(Current)

35922. 14. 4.

37539. 17. 4.

1617. 3. 0.

REVENUE:

Hospital Fees

16227. 5. 11.

19377. 19. 5.

3150. 13. 6.

Medical Fees

12166. 10. 1.

12460. 19. 9.

294. 9. 8.

Miscellaneous

60. 0. 0.

60. 0. 0.

28453. 16. 0.

31898. 19. 2.

3445. 3. 2.

Excess of Revenue

Excess of Expenditure

7468. 18.

5640. 18. 2.


1828. 0. 2.

UKZN
Mandhi Luthuli
Documentation
Centre

Daily average Cost per patient		Outpatients treated Year ending 31/3/46			Outpatients treated year ending 31/3/45.	
31/3/46	31/3/45	E.	N.	Total.		
2/11.1.	2/10.6.	-	428	-	428	438
4/4	3/11.7.	-	3056	1705	4762	4376
6/8.2.	5/6.6.	-	8352	2055	10407	11225

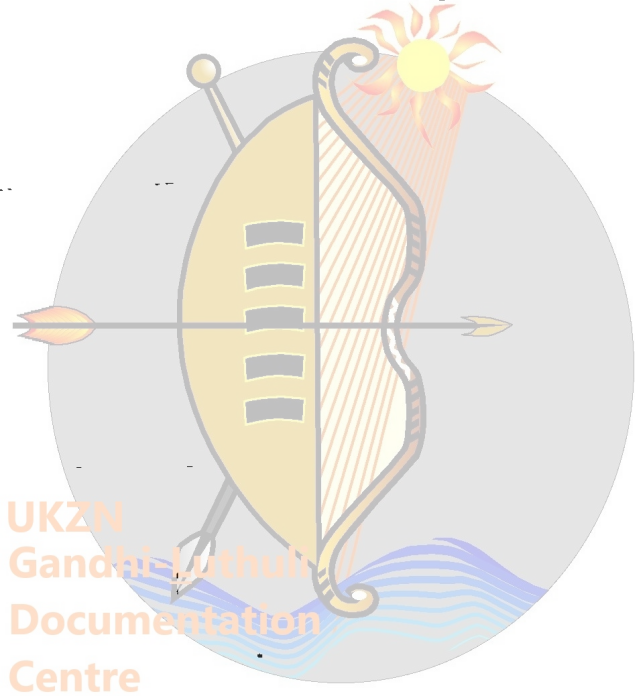
1,036

6/8.7 4/3.3



UKZN
Gandhi-Luthuli
Documentation
Centre

31/3/46. TOTAL.	Admitted 1945.	Daily Average 31/3/46	Attendance 31/3/45	Daily average Cost per patient 31/3/46	31/3/45
561	570	60.27	57.36	2/11.1.	2/10.6.
1458	1391	63.84	63.86	4/4	3/11.7.
680	872	129.38	132.9	6/8.2.	5/6.5.
6164	8211	51.44	165.02	6/8.7	4/3.3




HOSPITALS.	Admitted 1/4/45 to 31/3/46.			Admitted 1945.	Ja
	a.	i.	n.		
Esperanza	-	171	330	561	570
Stancer	-	395	1063	1458	1391
Depot	-	418	262	680	872

Ships Crews

6164

8241



UKZN
Gandhi-Luthuli
Documentation
Centre

LIABILITIES.Sundry Creditors


Hospital Fees	19.	11.	10.	
Medical Fees	6.	15.	6.	
Miscellaneous	<u>912.</u>	<u>5.</u>	<u>7.</u>	938. 10. 11.

Reserve for Depreciation

Stanger	1949.	9.	6.	
Esperanza	1621.	6.	3.	
Talana	<u>1733.</u>	<u>2.</u>	<u>2.</u>	<u>5303. 17. 11.</u> 624.

BALANCE: ---

1657

\$2281
=====

MEDICAL FUND.

BALANCE SHEET AS AT 31st MARCH, 1946.

19. 11. 10.

6. 15. 6.

912. 5. 7.

938. 10. 11.

1949. 9. 6.

1621. 6. 3.

1733. 2. 2.

5303. 17. 11.

6242. 8. 10.

16575. 6. 9.

£22817. 15. 7.

Fixed Property

Instrumenta. F
as per Schedule

Sundry Debtors

Hospital F

Medical F

Stores in Stock

Central Medic


General Fund.

Handwritten signature

ACTR.

Handwritten signature
ACTR.

UKZN
Gandhi Juthulu
Documentation
Centre



D.
F.
1

31 MARCH, 1946.


ASSETS.

<u>Fixed Property as per Schedule.</u>		8616. 10. 3
<u>Instruments, Furniture & Fittings as per Schedule.</u>		3046. 0. 10.
<u>Sundry Debtors</u>		
Hospital Fees	5046. 14. 3	
Medical Fees	<u>129. 1. 0.</u>	8177. 15. 3.
<u>Stores in Stock.</u>		748. 7. 1.
<u>Central Medical and Veterinary Stores.</u>		120. 0. 0.
<u>General Fund.</u>		2109. 2. 2.

£22817. 15. 7.

A. S. Khan
ACTG. DIRECTOR.

UKZN
Gandhi Luthuli
Documentation
Centre



MEDICAL FUND PROPERTY

AS AT 31st MARCH, 1946.

PLACE.	LAND.	BUILDINGS.	TOTAL.
Stanger	75. 0. 0.	3714. 4. 9.	3789. 4. 9.
Esperanza	104. 0. 0.	2747. 5. 6.	2851. 5. 6.
Talana		1976. 0. 0.	1976. 0. 0.
	179. 0. 0.	8437. 10. 3.	8616. 10. 3.

FURNITURE, FITTINGS AND INSTRUMENTS.

Depot	2120. 3. 2.
Stanger	435. 16. 7.
Esperanza	490. 8. 1.
	<u>£3046. 0. 10.</u>

UKZN
Gandhi Buthuli
Documentation
Centre