

REPORT OF THE

COMMISSION OF INDIAN INSTRUMENTS

FOR THE YEAR 1951

AND FOR THE PERIOD

Controller of Indian Instruments,  
P.O. Box 473, Durban.

REPORT OF THE COMMISSION OF INDIAN INSTRUMENTS

143

I have the honour to sub-<sup>mit</sup> for the information of the Commission the report of the Government of Natal for the year 1951 and for the period from 1st January 1951 to 31st December 1951, and to the Government of Natal, the Commission for the year 1951 and for the period from 1st January 1951 to 31st December 1951, in the Province.

UKZN  
Gandhi Path  
Documentation  
Centre

1. Introduction

The Commission was established in the year 1947 in terms of the Indian Instruments Act, 1951.

BIRTHS

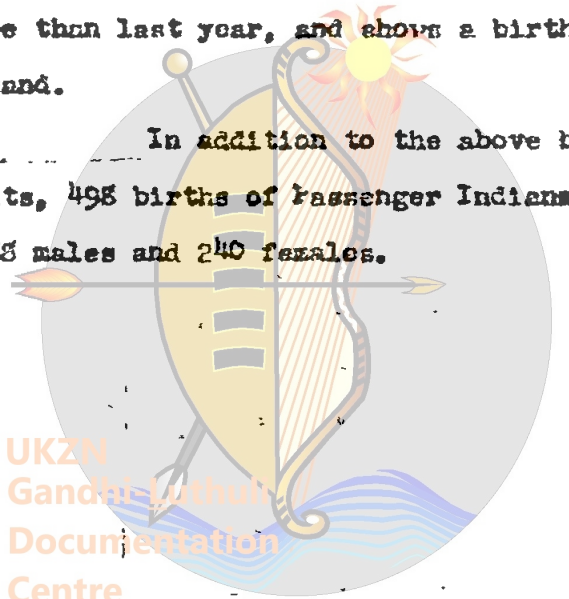
The number of Births registered during

the year was :-

Males	5343
Females	5384
	<hr/>
	10727
	<hr/>

This is 159 more than last year, and shows a birth rate of 49.31 per thousand.

In addition to the above births of Indian Immigrants, 498 births of Passenger Indians were registered - 258 males and 240 females.



UKZN  
Gandhi Luthuli  
Documentation  
Centre

HEALTH AND DEATHS

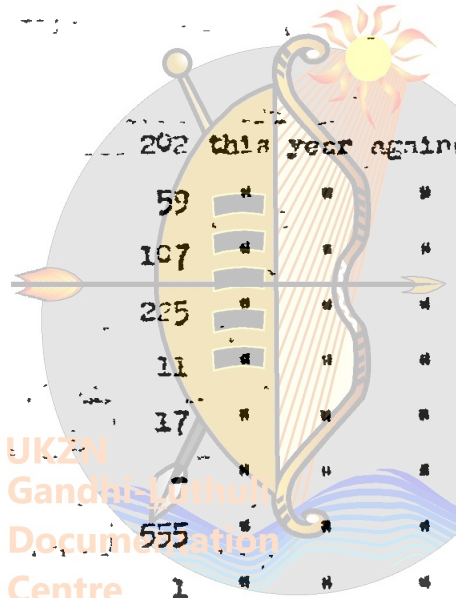
The number of Deaths reported for the year is :-

	<u>Men</u>	<u>Women</u>	<u>Children</u>	<u>Total</u>
1944	879	852	1524	3255
1943	957	862	1692	3511

a decrease of 256 on last year's figures, and gives a death rate of 15.10 per thousand. Of the deaths of the children, 1524, twelve hundred and sixty five were infants.

The majority of deaths were from the following diseases :-

Bronchitis	202	this year	against	350	in 1943
Diarrhoea	59	"	"	65	" "
Dysentery	107	"	"	225	" "
Enteritis	225	"	"	294	" "
Enteric	11	"	"	14	" "
Influenza	17	"	"	30	" "
Malaria	5	"	"	3	" "
Pneumonia	555	"	"	610	" "
Phthisis	1	"	"	6	" "
Tuberculosis	368	"	"	378	" "
Suicide	21	"	"	15	" "
Various	1719	"	"	1571	" "



In addition to the above deaths of Indian immigrants, 195 deaths of Passenger Indians were registered - 123 males and 72 females.

It appears to me that there must be many more deaths and births of Passenger Indians than are reported to this office.

INCREASE AND DECREASE OF POPULATION

The following figures show the approximate number of Indians in the Colony on the 31st December, 1944, introduced under the provisions of the Law regulating such introduction, and the descendants of such Indians:-

Estimated number at 31st December, 1943	210107
Add births during 1944	<u>10727</u>
	220834
Less died during the year	<u>3285</u>
	<u>217549</u>

Of this total the following is the classification:-

	<u>Men</u>	<u>Women</u>	<u>Children</u>	<u>Total</u>
Free Indians	43218	33259	141072	217549

INDIAN POPULATION

The following shows approximately the number of Indians who arrived in Natal under indenture and the descendants of such Indians born in the Colony since the first Indians landed in November, 1850, to the 31st December, 1944:-

	<u>Males</u>	<u>Females</u>	<u>Total</u>
Introduced	<u>104519</u>	<u>48022</u>	152641
Died in Province	29750	17865	
Returned to India	47914	19969	
Left otherwise	<u>12513</u>	<u>2471</u>	
	90297	40305	<u>130612</u>
			22129

Of those born in the Province:-

	<u>Males</u>	<u>Females</u>	<u>Total</u>
	<u>143835</u>	<u>142411</u>	286246
Died in Province	29210	31516	
Returned to India	13085	13193	
Left otherwise	<u>2474</u>	<u>1348</u>	<u>3822</u>
	44769	46057	<u>90826</u>
			<u>195420</u>
			217549

LADDER

There are approximately 17,600 Indians (Men) employed in the Province, out of a population of 43,218 (Men) Indian Immigrants, and in addition to these many are farming on their own account and carrying on other trades.

The majority of those employed are working in the following industries :-

Sugar	6500
Tea	500
Coal	520
Railways	562
Corporate Bodies	2544
Relief workers	10
Other Industries	10000

The average wages paid to Indian labourers on the Estate, is between 45/- and 55/- per month, including food, accommodation, medical attention and medicines, free of charge.

UKZN

Gandhi

Centre

Many Indians are employed in the Boot and Shoe Industry, and in Hotels and Tea Room waiters and Shop assistants, and receive wages in accordance with Industrial Council agreements.

## COAL MINES

There are fifteen Coal Mines employing Indians.

The number of Indians employed and residing on the Coal mines and allied industries are given in the returns sent to me:-

<u>Men</u>	<u>Women</u>	<u>Children</u>	<u>Total</u>
507	365	1060	1932

The deaths at the Coal Mines reported to me are :-

<u>Men</u>	<u>Women</u>	<u>Children</u>	<u>Total</u>
3	3	8	14

giving a Death-rate of 7.24

The wages paid to Indians employed on the mines remain about the same, 1/6d. to 2/6d. per shift, with food, quarters, medical attention and medicine, free of charge. A few Indians employed in key positions and handymen receive salaries ranging between £3 and £25 per month.

The amount deposited by Indians with the Mine Stores Ltd. (Natal) at 31st December, 1944, was £368. 4. 0. there were 25 Depositors.

The following give the Birth-rate and Death-rate amongst the Indian Immigrant population in the Province (introduced at Public Expense) for the last ten years :-

Year	Population	Births	Deaths	Birth rate	Death rate
1935	157006	7503	2522	47.78	16.06
1936	164777	8048	2523	48.84	15.31
1937	170562	8322	2415	48.79	14.15
1938	176177	8129	2316	46.12	13.13
1939	182433	8758	2558	48.01	14.02
1940	188985	9019	2500	47.88	13.23
1941	195682	9465	2569	48.32	13.11
1942	203050	9847	2679	48.49	13.19
1943	210107	10568	3511	50.29	16.71
1944	217519	10727	3285	49.31	15.10



UKZN  
Gandhi Luthuli  
Documentation  
Centre

EMPLOYER AND EMPLOYEES

No complaints of ill-treatment by employers have been made to me.

The housing accommodation still leaves much to be desired.

RETURN SHIPS 1944

There were no Indians returned to India during the year.

UKZN  
Gandhi Luthuli  
Documentation  
Centre



SOCIAL

During the year an average of 102 Indians (Men, Women and Children) were accommodated in the Aryan Benevolent Home at Kayville, and 60 at the Home in Pietermaritzburg. These homes are both doing very useful work.

The number of children attending Government and Government Aided Schools in the Province, kindly supplied by the Superintendent of Education (Natal) is given below :-

(1) Government Indian Schools	7257
(2) Government Aided Schools	25618
	<hr/>
	32875
	<hr/>

There are many Indian children who are receiving no education, owing to there being no room for them in the schools.

The number of Indians coming to me to settle domestic quarrels and other matters increases instead of decreasing, and now that the Protector has been made District Functionary Officer for Natal, the number of Indians coming to the office daily is increasing rapidly, apart from them seeking passes and certificates of different kinds.

MARRIAGES AND DIVORCES

The number of marriages registered during the year was 1721, being 42 less than last year.

Registered by the Protector	1156
Registered by the Magistrates	418
Christian Marriages	53
Relief Act Marriages	<u>54</u>
	<u>1721</u>

There were 53 divorces granted during the year, against 41 last year.



UKZN  
Gandhi Luthuli  
Documentation  
Centre

DECEASED ESTATES

I have administered 104 new Intestate Estates for the Master of the Supreme Court, besides other Estates I am still administering under Section 60, Law 25 of 1891.

The financial transactions for deceased Estates and various sundry depositors are as follows:-

Receipts during the year	£29447. 8. 1
Paid to heirs and repayment of deposits etc.	£29091.13. 1

at the 31st December, 1944, the balance to credit of deceased Estates and deposits was £2840. 4. 1 and the amount deposited in the Post Office Savings Bank in trust for minors was £1373. 2. 7.

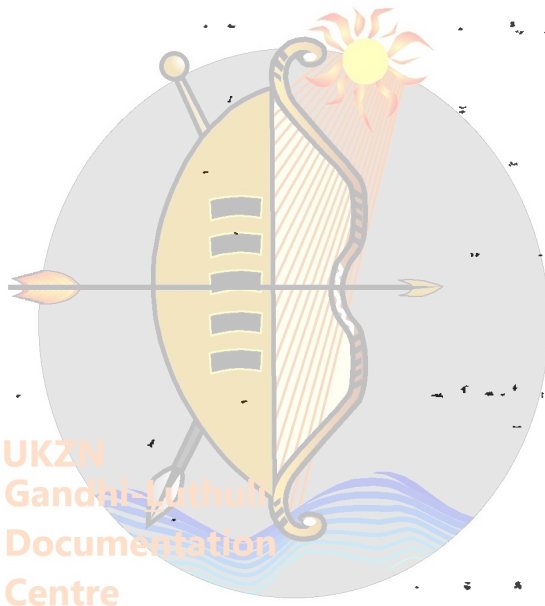


UKZN  
Gandhi Luthuli  
Documentation  
Centre

MEDICAL

The health of the Indian population has been good during the year, but the deaths from Tuberculosis is still very high.

990  
Indians were treated in the Bureau hospitals during the year, and 12275 outpatients attended to. In addition to these, 1762 Natives were treated in the hospitals and 4290 outpatients attended to.



REVENUE ACCOUNT

The following face value documents have been issued during the year, and the value in revenue has been paid into Revenue Account, Stamp Duties and Fees Union :-

By Embossed Forms:

Discharge Certificates	69 @ 2/-	£ 69. 0. 0	
"	5 @ 5/-	25. 0. 0	
"	443 @ 1/-	<u>443. 0. 0</u>	92. 8. 0
Colonial Born Passes	229 @ 2/-	229. 0. 0	
"	3382 @ 5/-	845.10. 0	
"	844 @ 1/-	<u>844. 0. 0</u>	1116.14. 0
Marriage Certificates	621 @ 2/6	77.12. 6	
Divorce Certificates	14 @ 2/6	<u>1.15. 0</u>	79. 7. 6
Birth Certificates (Passenger Indians)	473 @ 1/-	23.15. 0	
Birth Certificates	4015 @ 1/6	301. 2. 6	
Birth Certificates (Passenger Indians)	22 @ 2/6	<u>2.15. 0</u>	327.10. 6
Death Certificates	652 @ 1/5	48.18. 0	
Death Certificates (Passenger Indians)	128 @ 2/6	<u>16. 0. 0</u>	61.18. 0
			<hr/>
			£1680.18. 0
<hr/>			
Declaration of Marriages		115.12. 0	
Declaration of Births		233. 8. 0	
Affidavits and Certificates		45. 3. 0	
Search Fees		25. 2. 0	
Change of Name and Sundries		<u>115.17. 0</u>	535.18. 0
			<hr/>
			£2216.16. 0
			<hr/>

UKZN  
10896  
Gandhi Luthuli  
Institution  
Centre

RELIEF FOR INDIGENT, ALMS AND BLIND INDIANS

At the 30th August, 1944, there were 2465 Indians receiving grants of £1.5.0 in Urban Areas and £1 in Rural Areas.

Of these, 1853 resided in the Magisterial District of the Durban and were paid their grants by the Protector of Indian Immigrants. The remainder, 622, resided in other Magisterial Districts and were paid their grants by the Magistrate concerned.

This grant paid by the Department of Interior was discontinued from the 1st September, 1944, and all Indian men over 65 and women over 60 years of age became eligible for Old Age Pension under the Pension Act No. 22 of 1925 as amended by Act 48 of 1944.

The Protector of Indian Immigrants has been made District Registrar of Pensions for Natal, and forwards all applications to the Commissioner of Pensions, Pretoria. 1868 claims for Old Age Pensions were taken in this office, 341 claims for Invalidity Grants up to the end of December, also 51 for Blind Persons, apart from the claim sent in by the Magistrate. All pensioners in the Durban District are paid by the Protector of Indian Immigrants, and pensioners in other parts of Natal are paid by the Post Master concerned.

From the 1st September to the 31st December, 1944, an average of 1600 pensioners a month were paid, and the amount paid to them was £12800.

## ACTIVITIES OF THIS OFFICE

Apart from the regular office duties, this office acts in the capacity of a general information bureau to the greater number of the Indians residing in the Durban, Urban and Rural areas, and also deals with the following :-

- (1) CHILD WELFARE ACT: Verification of the ages of minor children on behalf of the various Social Welfare Societies and Magistrates. There are approximately 400 - 500 applications to attend to during the year, and entails the verification of the ages of some 1000 - 1500 children.
- (2) OLD AGE PENSIONS AND GRANTS FROM SOCIAL WELFARE DEPARTMENT AND BLIND INDIANS: The Protector of Indian Immigrants has now been made District Registrar for Old Age Pensions under Act 22 of 1928, as amended by Act 48 of 1944. This will add considerably to the work of the office, and will require additional staff.
- (3) ESTATES: Apart from the numerous Intestate Estates administered here, a great deal of information has to be furnished to Executors outside the office, such as, checking of the deceased's particulars, drawing certificates to establish the status of the marriage to prove community or not, and establishing the identity of heirs for inheritance. This causes a considerable amount of searching and time.
- (4) ADMINISTRATION OF MARRIAGE LAWS: There are many instances when requests are made to this office to enforce the law regarding the registration of marriages etc. All details which include numerous sworn statements are completed at this office before handing over to the Public Prosecutor.
- (5) COMPLAINTS: This office deals with many hundreds of domestic complaints per year, which necessitates a great amount of correspondence and recording.
- (6) PUBLIC HEALTH: - Approximately 3,000 Vaccination cards and forms are completed per year.

- (7) CHANGE OF NAMES: Some 250 applications are dealt with per year, and all details are completed here (affidavits taken, advertisement notices etc. attended to) and records amended accordingly. These amendments take considerable time and labour as it means the alteration of some 1,200 or more entries in the records.

Alteration of the spelling of names, false registrations, wrong dates of birth and the attesting of over 3,000 late registrations are part of the duties also carried out over the year.

- (8) ADMINISTRATION OF LAW 25 of 1891: Advice on this Law is continually being sought by Indians and others dealing with Indian matters.

- (9) GENERAL IDENTIFICATION: An enormous amount of time and labour is expended on this section, owing to the illiteracy of the greater proportion of the Indian Community. Every application for a pass (of which there are 4,000 issued per year) must first be identified and his or her birth registration searched for. Before a Birth Certificate can be drawn, a considerable amount of searching is generally required, as the majority of parents have no idea of the year or date when their children were born. This means an estimate of the age must be taken and a search made. Over and above this, a great deal of identification is done for outside sources.

- (10) PASSENGER INDIANS: This office, since 1942, has taken over the registration of births and deaths of all Passenger Indians residing in the Durban Area.

This will show how necessary it is for the Protector's Office to be carried on for some years yet, until the majority of the Indians in the country districts become better educated.



STAFF

All the members of the Staff have  
loyally and efficiently carried out their duties.


I have the honour to be,

Sir,

Your obedient servant,

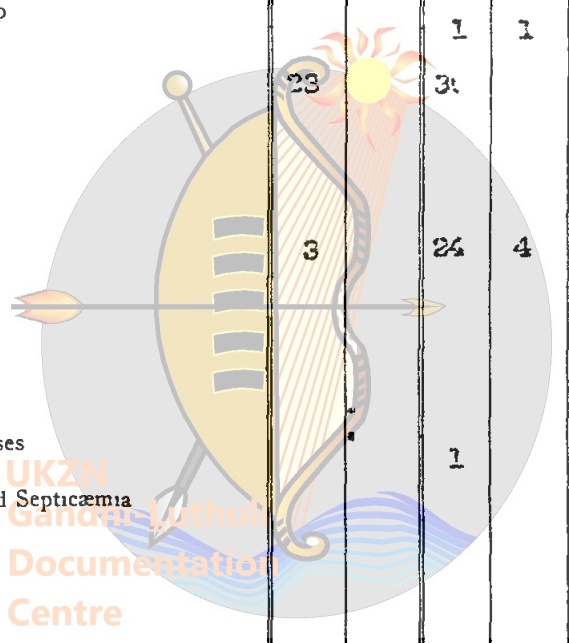
  
H. Robinson

UKZN  
Gandhi Luthuli  
Documentation  
Centre



## and Number of Deaths.

	DURBAN DEPOT		ESPERANZA		STANGER		TOTALS	
	Cases	Deaths	Cases	Deaths	Cases	Deaths	Cases	Deaths
<b>General Diseases :</b>								
Typhoid Fever			29	1	33	4	52	5
Relapsing Fever								
Malaria, Acute and Chronic					12	1	12	1
Small Pox			1				1	
Measles					1		1	
Scarlet Fever								
Whooping Cough			6		2		8	
Diphtheria and Croup			1	1			1	1
Influenza	23		31		2		56	
Asiatic Cholera								
Cholera Nostras								
Dysentery			24	4	23	2	47	6
Plague	3							
Leprosy								
Erysipelas								
Other epidemic diseases			1		1		2	
Purulent Infection and Septicæmia					33		33	
Anthrax								
Tetanus								
Pellagra			3	1			3	1
Beri-beri								
Tuberculosis of Lungs	91	22	17	6	3		111	28
Tuberculosis, other forms	1				1	1	2	1
Rickets								
Syphilis			4				4	
Gonococcus Infection								
Cancer, and other malignant tumours					1		1	
Other Tumours								
Acute Articular Rheumatism	10		5		5		20	
Chronic Rheumatism and Gout			1				1	
Scurvy								



## and Number of Deaths.

	DURBAN DEPOT		ESPERANZA		STANGER		TOTALS	
	Cases	Deaths	Cases	Deaths	Cases	Deaths	Cases	Deaths
Brought forward	125	22	17	16	118	8	358	46
<b>General Diseases—continued :</b>								
Diabetes					2		2	
Exophthalmic Goitre								
Leucaemia								
Anæmia Chlorosis			2				2	
Other general diseases	35				1	1	36	1
Alcoholism (acute and chronic)								
<b>Diseases of Nervous System and of Organs of Special Sense :</b>								
Simple Meningitis, including Cerebro-Spinal-Fever, Locomotor Ataxia								
Other diseases of the Spinal Cord								
Cerebral Hæmorrhage, Apoplexy			1	1	4	2	5	3
Paralysis without specified cause	3		1		1		5	
General Paralysis of the Insane								
Other forms of Mental Alienation								
Epilepsy			1				1	
Convulsions (non-puerperal)								
Convulsions of Infants								
Neuralgia and Neuritis	2		1		2		11	
Other diseases of the Nervous System	2	1					2	1
Diseases of the Eyes, and their annexa	6		4		1		13	
Diseases of the Ears			1				1	
<b>Diseases of the Circulatory System :</b>								
Pericarditis								
Acute Endocarditis								
Organic Diseases of the Heart	5	1	4	2	4	1	13	4
Diseases of Arteries, Atheroma, Aneurysmets								
Embolism and Thrombosis	3						3	
Hæmorrhoids, Phlebitis			2		3		5	
Diseases of the Veins (Varices)	1				1		2	

## and Number of Deaths.

	DURBAN DEPOT		ESPERANZA		STANGER		TOTALS	
	Cases	Deaths	Cases	Deaths	Cases	Deaths	Cases	Deaths
Brought forward	157	24	134	10	143	12	434	55
<b>Diseases of the Respiratory System :</b>								
Diseases of the Larynx								
Acute Bronchitis			1		12		13	
Chronic Bronchitis	2		2	1	17	2	21	3
Broncho-Pneumonia			1				1	
Pneumonia	1		6	1	3		10	1
Pleurisy	1		1		4	1	6	1
Asthma	5	1	4		2	2	11	3
Other diseases of the Respiratory System (Tuberculosis excepted)	21						21	
<b>Diseases of the Digestive System :</b>								
Diseases of the Teeth and Gums								
Ulcer of the Stomach	2	1					2	1
Other Diseases of the Stomach (Cancer excepted)	2						2	
Diarrhoea and Enteritis (under 2 years)					1		1	
Diarrhoea and Enteritis (2 years and over)	4				3	1	7	1
Ankylostomiasis								
Bilharziosis			2		2		4	
Intestinal Parasites			2		5	2	7	2
Appendicitis and Typhlitis					4		4	
Hernia, Intestinal Obstructions	1		1				2	
Other diseases of the Intestines								
Acute Yellow Atrophy of the Liver								
Cirrhosis of the Liver	1	1					1	1
Biliary Calculi								
Other diseases of the Liver	1	1			1		2	1
Diseases of the Spleen								
Simple Peritonitis (non-puerperal)			1				1	
Other diseases of the Digestive System (Cancer and Tuberculosis excepted)			1		1		2	
<b>Non-Venereal Diseases of the Genito-Urinary System and Annexa :</b>								
Acute Nephritis								
Bright's Disease			1	1		2	2	2

## and Number of Deaths.

	DURBAN DEPOT		ESPERANZA		STANGER		TOTAL	
	Cases	Deaths	Cases	Deaths	Cases	Deaths	Cases	Deaths
Brought forward	270	28	194	23	273	24	737	75
<b>Diseases of Early Infancy :</b>								
Congenital Debility, Icterus and Sclerema					1	1	1	
Other diseases peculiar to early infancy								
Lack of Care								
<b>Old Age .</b>								
Senility	23	1	5	5	1		34	
<b>Affections produced by External Causes :</b>								
Poisoning by Food								
Venomous Bites and Stings			2		1		3	
Other Acute Poisonings			1				1	
Conflagration								
Burns (Conflagration excepted)	6		5	3	7	2	18	
Accidental Drowning								
Traumatism by Firearms								
Traumatism by Cutting or Piercing Instruments	22		8		21	2	52	
Traumatism by Fall in Quarries, and Mines					7	1	7	
" " Machines								
Traumatism by other Crushing (Vehicles, Railways, Landslides, etc.)			6		1		7	
Injuries by Animals								
Starvation	1	1	2				3	
Excessive Cold								
Effects of Heat			1				1	
Lightning								
Electricity (Lightning excepted)								
Homicide								
Other External Violence	29	1					30	
<b>Ill-Defined Diseases :</b>								
Ill-Defined Organic Disease								
Sudden Death								
Disease not Specified or Ill-defined	62		2	2	30	2	94	
No Disease Feigned Disease	1						1	

