

1107/480

RE P O R T O F T H E
PROTECTOR OF INDIAN IMMIGRANTS

FOR THE YEAR ENDED

31st DECEMBER, 1936.

Protector of Indian Immigrants,
Durban. Natal.

24th February 1937

THE HONOURABLE THE MINISTER FOR THE INTERIOR.

Sir,

I have the honour to submit for the information of His Excellency the Governor General for the Union of South Africa, and for transmission to the Right Honourable the Secretary of State for the Colonies, and to the Government of India, the following Report for the year ended 31st December, 1936, upon Indian Immigrants in the Province:

I. ARRIVALS.

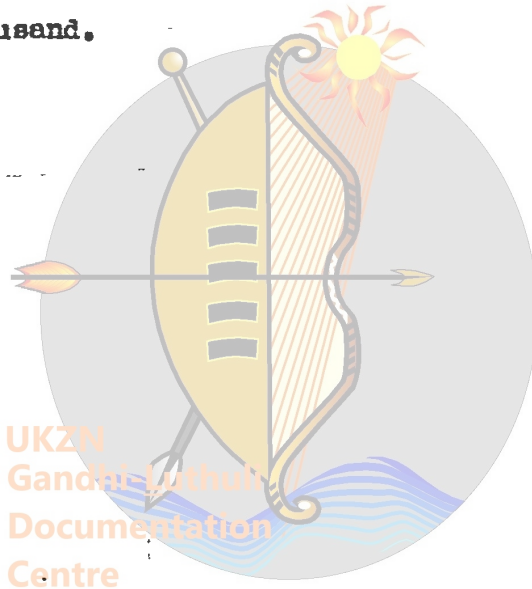
There were no arrivals during the year, emigration to Natal having been stopped by the Indian Act of 1911.

BIRTHS

The number of Births registered during the year was :-

Males	3977
Females	<u>4071</u>
	<u>8048</u>

being 545 more than last year, and giving a Birth Rate of 48.84 per thousand.



HEALTH AND DEATHS

The number of deaths reported for the year is :-

	Men	Women	Children	Total
1936	667	701	1155	2523
1935	738	730	1054	2522

being an increase of only one, and giving a Death Rate of 15.31 per thousand.

The majority of deaths were from the following diseases :-

Bronchitis	229	this year	against	198	in	1935
Dysentery	36	"	"	29	"	"
Enteric	10	"	"	8	"	"
Enteritis	143	"	"	122	"	"
Influenza	29	"	"	90	"	"
Malaria	48	"	"	69	"	"
Pneumonia	607	"	"	700	"	"
Phthisis	13	"	"	33	"	"
Diarrhoea	28	"	"	9	"	"
Tuberculosis	252	"	"	199	"	"
Suicide	20	"	"	18	"	"

UKZN
Gandhi Institute
Documentation
Centre

INCREASE AND DECREASE OF POPULATION

The following figures show the approximate number of Indians in the Colony on the 31st December, 1936, introduced under the Provisions of the Law regulating such introduction, and the descendants of such Indians :-

Estimated number at 31st December, 1935		159515
Add Births during 1936		<u>8048</u>
		167563
Less died during the year	2523	
Returned to India	<u>263</u>	<u>2786</u>
		<u>164777</u>

Of this total the following is the classification :-

	<u>Men</u>	<u>Women</u>	<u>Children</u>	<u>Total</u>
Free Indians	37464	27307	100006	164777

INDIAN POPULATION

The following return shows approximately the number of Indians who have arrived in Natal under indenture and the descendants of such Indians born in the Colony since the first Indians landed in November, 1860, to the 31st December, 1936 :-

	<u>Males</u>	<u>Females</u>	<u>Total</u>
Introduced	<u>104619</u>	<u>48022</u>	152641
Died in Province	26717	15893	
Returned to India	47768	19937	
Left Otherwise	<u>12513</u>	<u>2471</u>	
	86998	30301	<u>125299</u>
			<u>27342</u>

Of those born in the Province:-

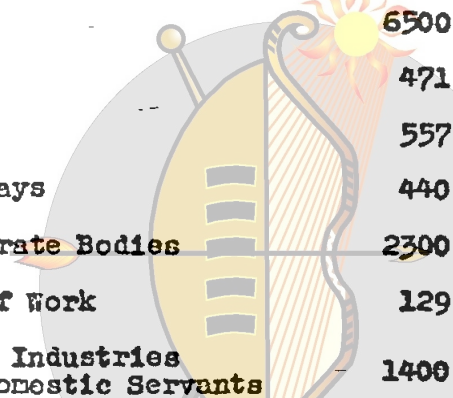
	<u>Males</u>	<u>Females</u>	<u>Total</u>	
Died in Province	<u>105861</u>	<u>105519</u>	211380	
Returned to India	20949	22985		
Left Otherwise	13046	13143		
	<u>2474</u>	<u>1348</u>		
	36469	37476	<u>73945</u>	137435
				<u>164777</u>

LABOUR

There are now no Indians working under indenture.

There are approximately 26,000 Indians (Men) employed in the Province, out of a population of 37,464 (Men) Indian Immigrants, and in addition to these, many are farming on their own account and carrying on other trades.

The majority of those employed are working in the following industries :-



Sugar	6500
Tea	471
Coal	557
Railways	440
Corporate Bodies	2300
Relief Work	129
Other Industries and Domestic Servants	1400

The average rate of wages paid on the Estates is 42/6d. per month, including food, accommodation, medical attention and medicine, free of charge.

COAL MINES

There are fourteen Coal Mines employing Indians.

The number of Indians employed and living on the Coal Mines as given in the Returns sent to me, is :-

<u>Men</u>	<u>Women</u>	<u>Children</u>	<u>Total</u>
557	398	1066	2021

Deaths reported are :-

<u>Men</u>	<u>Women</u>	<u>Children</u>	<u>Total</u>
7	4	13	24

giving a death rate of 11.80 per thousand.

The wages of the Indians employed on the Mines remain about the same, 1/6d. to 2/6d. per shift, with food, medicine, medical attention and quarters free.

The amount deposited by Indians with the Mine Stores Ltd. (Natal) at 31st December, 1936, was £384. 14. 0, and the number of Depositors 28.

The following give the Birth-rate and Death-rate among the Indian Immigrant Population in the Province (Introduced at Public Expense) for the last ten years.

Year	Population	Births	Deaths	Birth-rate	Death-rate
1926	129080	7331	1805	56.79	13.98
1927	131890	6165	1660	46.88	12.62
1928	132322	7388	1720	55.83	12.99
1929	138604	7522	1832	54.26	13.21
1930	142979	7145	1969	49.97	13.77
1931	146683	7571	2181	51.61	12.86
1932	147516	6318	3017	42.82	20.45
1933	150920	6513	2139	43.15	14.17
1934	152645	7036	2417	46.09	15.83
1935	157006	7503	2522	47.78	16.06
1936	164777	8048	2523	48.84	15.31




UKZN
Gandhi Luthuli
Documentation
Centre

EMPLOYER AND EMPLOYEE

I have had no complaints as to ill-treatment from any of the Indians working on the Estates during the year.

The accommodation for Indians on many of the Estates is still unsatisfactory.



UKZN
Gandhi Luthuli
Documentation
Centre

The following table shows the results of

Results

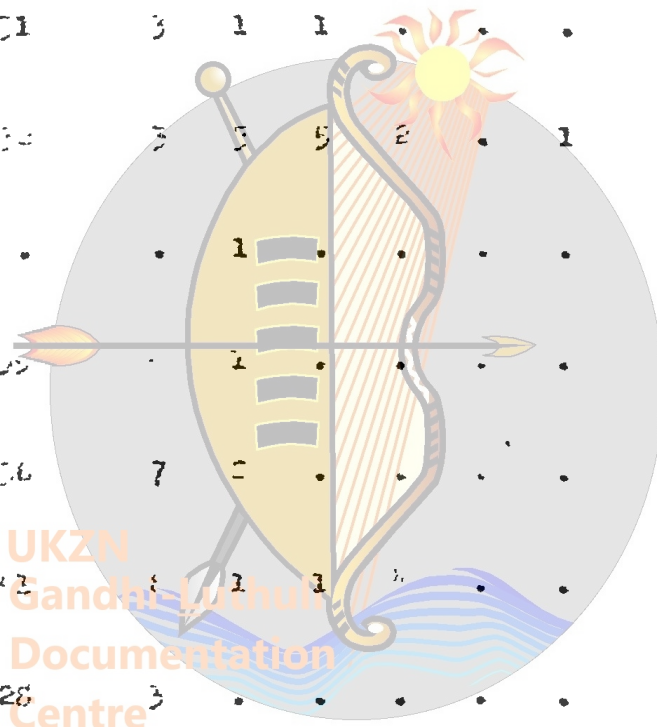
No. of the ... of ...	Description	1.	2.	3.	4.	5.	Infra B.
No. "Tanya" 20/1/1936	Assisted Migration
No. "Isiniso" 12/2/1936	Assisted Migration	16	6	5	3	.	.
No. "Incorati" 1/4/1936	Assisted Migration	17	5	6	4	.	.
No. "Tanya" 13/4/1936	Assisted Migration
No. "Isiniso" 16/5/1936	Assisted Migration	23	6	4	2	2	.
No. "Isiniso" 18/5/1936	Assisted Migration	12	7	8	7	1	.
No. "Incorati" 1/11/1936	Assisted Migration	10	9	4	7	.	.
No. "Isiniso" 12/11/1936	Assisted Migration	17	6	2	2	.	.
		107	41	27	25	3	

UKZN
Gandhi-Luthuli
Documentation
Centre

Regulars of those returned

Q. 107.

Infant							Infant			
G.	B.	I.	B.	G.	B.	G.
.	.	.	.	1	1	.	1	.	.	3
3	.	1	01	3	1	1	.	.	5	36
4	.	.	32	5	5	5	2	1	16	46
.	1	.	.	.	1	1
2	2	.	25	.	1	.	.	.	5	44
7	1	1	36	7	2	.	.	.	9	45
7	.	1	43	1	1	1	.	.	14	51
2	.	1	28	3	5	31
25	3	4	57	2	1	7	7	.	1	163



RETURN INDIANS

The preceding Return gives the number of Indian Immigrants who returned to India as :-

<u>Men</u>	<u>Women</u>	<u>Children</u>	<u>Total</u>
136	53	74	263

These were all sent to India under the provisions of Section 6 of Act No. 22 of 1914, as amended by Section 11 of Act No. 37 of 1927, and Section 18 of Act No. 45 of 1931.

In addition to these :-

<u>Men</u>	<u>Women</u>	<u>Children</u>	<u>Total</u>
151	18	18	167

other than Indian Immigrants from different parts of the Union were sent to India under the Assisted Emigration Scheme, making a total of 430 souls sent to India under this Scheme.

The average savings taken by the Indians returning to India for the last five years, are as follows :-

1932	£ 7.17.10
1933	£11. 8. 1
1934	£ 9. 4. 0
1935	£13.12. 8
1936	£17. 8. 9

SUMMARY OF THOSE RETURNED TO INDIA

	Men	Women	Boys	Girls	Infant		Total
					Boys	Girls	
Madras Indians	107	41	27	25	3	4	207
Calcutta Indians	29	12	7	7	.	1	56
	<u>136</u>	<u>53</u>	<u>34</u>	<u>32</u>	<u>3</u>	<u>5</u>	<u>263</u>

Before leaving the Province, the Indians declared their Savings to be as follows :-

Cash.....	£ 2659. 0. 0
Jewellery.....	£ 637. 0. 0
	<u>£ 3296. 0. 0</u>

MADRAS INDIANS :

Cash.....	£ 2493. 0. 0
Jewellery.....	£ 623. 0. 0
	<u>£ 3116. 0. 0</u>

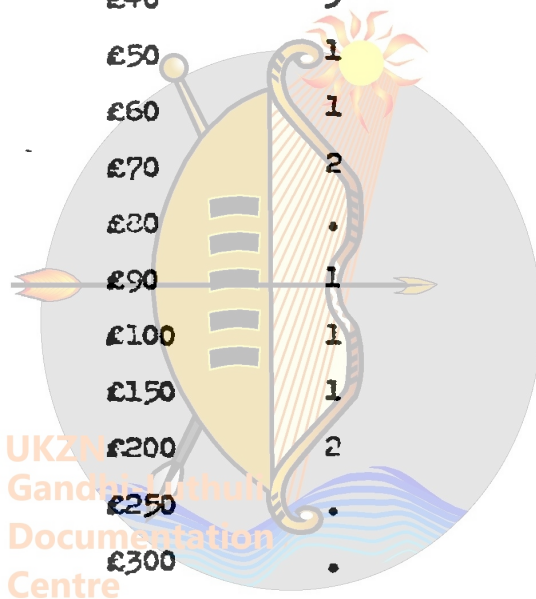
CALCUTTA INDIANS :

Cash.....	£ 166. 0. 0
Jewellery	£ 14. 0. 0
	<u>£ 180. 0. 0</u>

UKZN
Gandhi Luthuli
Documentation
Centre

The classification of the Savings in the Province of Natal of the Indian Immigrants who returned to India during the year, is as follows :-

	SAVINGS	MADRAS	CALCUTTA	TOTAL
Under	£5	5	3	8
"	£10	7	1	8
"	£20	5	.	5
"	£30	6	.	6
"	£40	3	1	4
"	£50	1	.	1
"	£60	1	2	3
"	£70	2	.	2
"	£80	.	.	.
"	£90	1	.	1
"	£100	1	.	1
"	£150	1	.	1
"	£200	2	.	2
"	£250	.	.	.
"	£300	.	.	.
"	£350	1	.	1
Over	£400	1	.	1




UKZN
Gandhi Institute
for International
Documentation
Centre

SOCIAL

There are still a great number of Indians out of employment, especially in and around Durban. 129 Indians are employed on the Municipal Relief Works.

The Superintendent of Education (Natal) has kindly given me the number of Indian children attending Schools :-

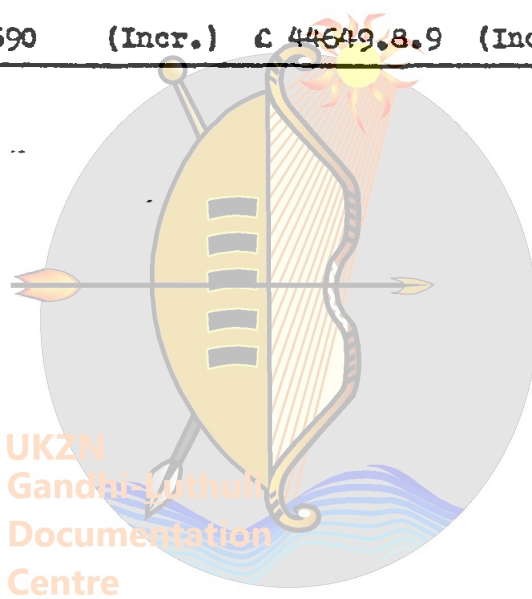
Government Schools	4363
Government Aided Schools	<u>17409</u>
Total	<u>21772</u>



GOVERNMENT SAVINGS BANK

The Controller of the Government Savings Bank has kindly furnished me with the following particulars :-

	Indian Depositors	Amounts Deposited	Average
1935	10232	£221433.0.0	£21.12. 9½
1936	9542	£266082.8.9	£27.17. 8
Increase	690 (Incr.)	£ 44649.8.9 (Incr.)	£ 6. 4.10½



MARRIAGES AND DIVORCES

The number of marriages registered this year were 1286 against 1272 last year.

Registered by the Protector	875
Registered by the Magistrates	368
Christian Marriages	43

There were 53 divorces granted during the year, against 62 last year.



DECEASED ESTATES

I have dealt with 110 new Estates for the Master of the Supreme Court, besides other Estates I am still administering under Section 60, Law 25 of 1891.

The financial transactions are as follows :-

Receipts for the year	£ 2213.16. 4
Paid to heirs etc.	£ 1758.12. 3

At the 31st December, 1936, the balance to the credit of deceased Estates was £2667.14.10 and the amount deposited in the Post Office Savings Bank in trust for minors etc. was £2647. 4. 8.



UKZN
Gandhi-Luthuli
Documentation
Centre

MEDICAL

The general health of the Indian population has been satisfactory during the year. The death-rate of 15.31 per thousand was lower than last year, but the death-rate from Tuberculosis and Diarrhoea was higher.

1040 Indians were treated in the Bureau Hospitals during the year and 6732 out-patients were attended to. In addition to these 1667 Native patients were treated in the hospitals and 5 European and 495 Native out-patients. It will be noticed that the out-patients treated at the hospitals have increased by 4505.

Dr. H.V. Tanchel resigned his appointment as Medical Officer of the Durban Circle and Depot Hospital on the 6th December, and his resignation was accepted with regret, as he had done good work and greatly improved the conditions at the Depot Hospital. Dr. J.F.H. Morgan was appointed in his place.

UKZN
Sana
Documentation
Centre

COMPLAINTS BY EMPLOYERS AGAINST

IMMIGRANTS AND THEIR NATURE

NIL.

Three hundred and ninety eight Discharge Certificates, three thousand five hundred and forty one Colonial Born Passes and one thousand two hundred and five Certificates were issued during the year, bringing in a Revenue of £1107.3.0. Revenue Stamps to the value of £243.14. 0 were affixed to various documents, and Administration Fees £2. 0. 0 were collected.

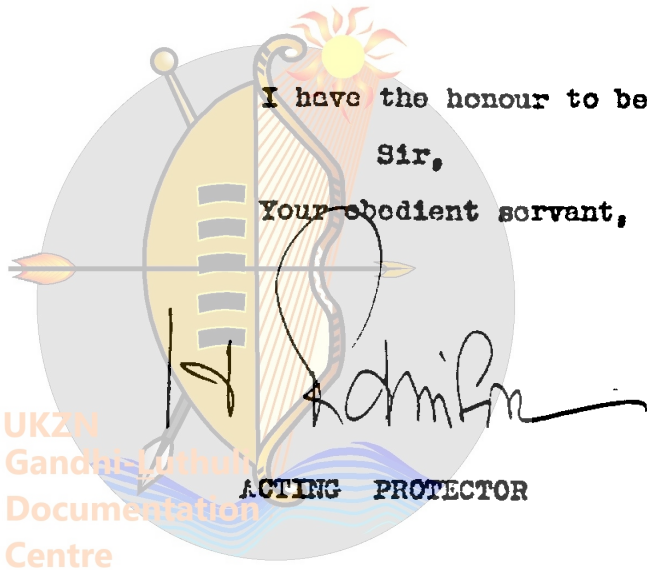
The total Revenue for the year amounts to £1352.17. 0.

UKZN
Gandhi-Luthuli
Documentation
Centre

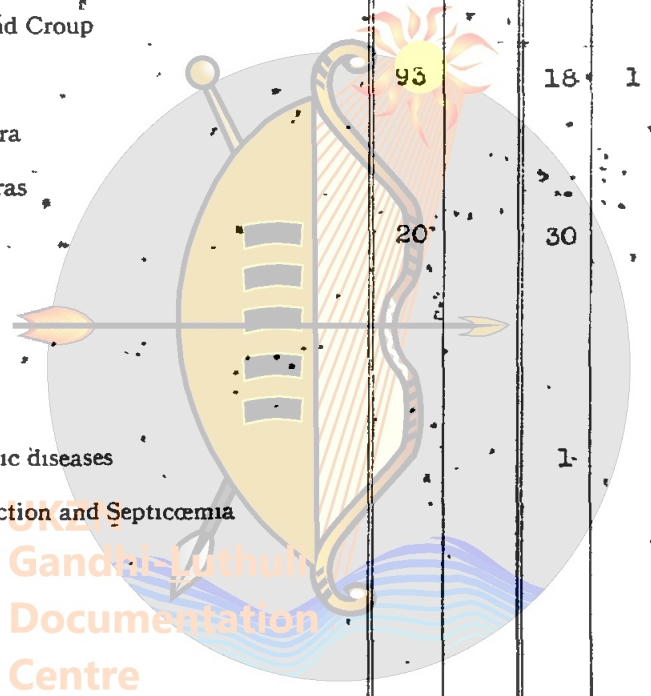
STAFF

The Staff remains the same, and
have all carried out their duties loyally.

I have the honour to be,
Sir,
Your obedient servant,



	DURBAN (DEPOT)		ESPERANZA		STANGER		TOTAL	
	Cases	Deaths	Cases	Deaths	Cases	Deaths	Cases	Deaths
General Diseases :								
Typhoid Fever					19	3	19	3
Relapsing Fever								
Malaria, Acute and Chronic	1		2		41	3	44	3
Small Pox								
Measles								
Scarlet Fever								
Whooping Cough			6		9		15	
Diphtheria and Croup								
Influenza	93		18	1			111	
Asiatic Cholera								
Cholera Nostras								
Dysentery	20		30		9	1	59	
Plague								
Leprosy								
Erysipelas								
Other epidemic diseases			1				1	
Purulent Infection and Septicæmia					18		18	
Anthrax								
Tetanus								
Pellagra								
Beri-beri								
Tuberculosis of Lungs	44	5	5	3	2	1	51	9
Tuberculosis, other forms			1		1	1	2	1
Rickets								
Syphilis			1				1	
Gonococcus Infection			2		2		4	
Cancer, and other malignant tumours	11						11	
Other Tumours	2						2	
Acute Articular Rheumatism	10		3		3		16	
Chronic Rheumatism and Gout	30						30	
Scurvy								



AND NUMBER OF DEATHS.

	DURBAN (Depot)		ESPERANZA		STANGER		TOTALS.	
	Cases	Deaths	Cases	Deaths	Cases	Deaths	Cases	Deaths
<i>Brought forward</i>	211	5	69	4	104	9	384	18
General Diseases—continued:								
Diabetes	1						1	
Exophthalmic Goitre								
Leucæmia								
Anæmia Chlorosis					14	2	14	2
Other general diseases	1				3	2	3	2
Alcoholism (acute and chronic)								
Diseases of Nervous System and of Organs of Special Sense:								
Simple Meningitis, including Cerebro-Spinal Fever, Locomotor Ataxia			1				1	
Other diseases of the Spinal Cord								
Cerebral Hæmorrhage, Apoplexy	1	1	3	1			4	2
Paralysis, without specified cause	9	1			2		11	1
General Paralysis of the Insane								
Other forms of Mental Alienation	1				2		3	
Epilepsy	1						1	
Convulsions (non-puerperal)								
Convulsions of Infants								
Neuralgia and Neuritis					3		3	
Other diseases of the Nervous System								
Diseases of the Eyes, and their annexa	16		3		1		22	
Diseases of the Ears	6		2				8	
Diseases of the Circulatory System:								
Pericarditis					1		1	
Acute Endocarditis								
Organic Diseases of the Heart	38	8	4	2	6	1	48	11
Diseases of Arteries, Atheroma, Aneurysmotic								
Embolism and Thrombosis								
Hæmorrhoids, Phlebitis	2						2	
Diseases of the Veins (Varices)			2				2	

AND NUMBER OF DEATHS.

	DUPEAN (Depot)		ESPERANZA STANGER		TOTALS.			
	Cases	Deaths	Cases	Deaths	Cases	Deaths		
<i>Brought forward</i>	286	15	86	7	136	14	508	36
Diseases of the Respiratory System :								
Diseases of the Larynx	7		1		3		11	
Acute Bronchitis	15		6	1	14	3	35	4
Chronic Bronchitis	14		4	3	14	2	32	5
Broncho-Pneumonia	3		3	3			6	3
Pneumonia	5	1	18	4	13	3	36	8
Pleurisy	2				7	2	9	2
Asthma	7				2		9	
Other diseases of the Respiratory System (Tuberculosis excepted)			1				1	
Diseases of the Digestive System :								
Diseases of the Teeth and Gums	1						1	
Ulcer of the Stomach	15	1					15	1
Other Diseases of the Stomach (Cancer excepted)	9		4				13	
Diarrhoea and Enteritis (under 2 years)			1				1	
Diarrhoea and Enteritis (2 years and over)	15		1		5		21	
Ankylostomiasis			2				2	
Bilharziosis			1				1	
Intestinal Parasites					2		2	
Appendicitis and Typhlitis					2		2	
Hernia, Intestinal Obstructions					4	2	4	2
Other diseases of the Intestines					1		1	
Acute Yellow Atrophy of the Liver								
Cirrhosis of the Liver								
Biliary Calculi					1		1	
Other diseases of the Liver								
Diseases of the Spleen								
Simple Peritonitis (non puerperal)	1	1			1	1	2	2
Other diseases of the Digestive System (Cancer and Tuberculosis excepted)					8	2	8	2
Non-Venereal Diseases of the Genito-Urinary System and Annexa :								
Acute Nephritis			2		6	2	8	2

UKZN
Gandhi-Luthuli
Documentation
Centre

