

DOCUMENT
UNIVERSITY

1107/492

STATISTICAL REPORT

PROTECTOR OF INDIAN IMMIGRANTS

NINE MONTHS ENDING

31ST DECEMBER, 1953.

UKZN
Gandhi Luthuli
Documentation
Centre

AND FINANCIAL STATEMENTS FOR YEAR

ENDING 31ST MARCH, 1954.

REGISTRATION OF BIRTHS.

The number of Indian Immigrant Births registered under the provisions of Section 63 Law 25/1891 for the nine months ending 31st December, 1953 were:-

MALES	4629	
FEMALES	<u>4601</u>	9,230

The average for 12 months is 12330 being 162 more than the previous year and giving a birth rate of 41.57 per 1000 of population.

The Protector of Indian Immigrants is also the District Registrar of Births and Deaths for the Magisterial District of Durban and during the 9 months ending 31st December, 1953 registered the births of the following "Passenger" Indians under the provisions of Act 23/1913.

Documentation
Centre

MALES	218	
FEMALES	<u>221</u>	439

REGISTRATION OF DEATHS.

The number of Indian Immigrant deaths registered under the provisions of Section 62 Law 25/1891 during the nine months ending 31st December, 1953 are as follows:-

MEN	710	
WOMEN	493	
BOYS	50	
GIRLS	63	
INFANT BOYS	451	
INFANT GIRLS	<u>384</u>	2151

The average for 12 months is 2864 giving a death rate of 9.65 per 1000 of population.


The Protector of Indian Immigrants is also the District Registrar of "Passenger" Indians births and deaths and during the nine months ending 31st December, 1953 registered the following deaths of "Passenger" Indians under the provisions of Act 23/1913.

MALES	55	
FEMALES	<u>29</u>	84

STATEMENT A.

INDIAN IMMIGRANT POPULATION AT
31ST DECEMBER, 1953.

POPULATION AT 31/3/1953		289529
ADD:- BIRTHS DURING 9 MONTHS ENDING 31/12/1953	9230	
ASSTD: EMIGRANTS RETURNED TO THE UNION.	<u>8</u>	<u>9238</u>
		298767
LESS: DIED DURING 9 MONTHS ENDING 31/3/1953	2151	
RETURNED TO INDIA UNDER ASSISTED EMIGRATION	<u>8</u>	<u>2159</u>
		<u>296608</u>



INDIAN IMMIGRANT POPULATION AT
31ST DECEMBER, 1953.

The following figures show the number of Indians who arrived at Natal under the several Indian Immigration Laws and their descendants in Natal at 31st December, 1953:-

<u>INTRODUCED</u>	MALES 104619	FEMALES 48022	152641	TOTALS
LESS:-				
DIED	33144	19685		
RETD. TO INDIA.	48004	19987		
LEFT OTHER- WISE.	<u>12513</u>	<u>2471</u>		
	93661	42143	135804	
ADD:-	10958	5879	16837	
RETD. TO UNION.	<u>1</u>	<u>1</u>	<u>2</u>	16839
	10959	5880		
ORIGINAL IMMIGRANTS STILL IN NATAL:-				
<u>COLONIAL BORN</u>				
BORN IN NATAL AT 31/3/1953	191958	190098	382056	
ADD:- BORN IN NATAL 9 MTHS. END 31/12/53	<u>4629</u>	<u>4601</u>	<u>9230</u>	
	196587	194699	391286	
LESS:-				
DIED IN NATAL	39695	41523		
RETD. TO INDIA.	13182	13292		
LEFT OTHERWISE	<u>2483</u>	<u>1348</u>		
	55360	56163	111523	
	<u>141227</u>	<u>138536</u>	<u>279763</u>	
ADD:-				
RETD. TO UNION.	<u>4</u>	<u>2</u>	<u>6</u>	
TOTAL COLONIAL BORN POPULATION:	141231	138538	279769	279769
TOTAL INDIAN IMMIGRANT POPULATION OF NATAL				<u>296608</u>

INDIAN IMMIGRANT POPULATION

SUMMARY:
AT 31ST DECEMBER, 1953.

INTRODUCED FROM INDIA
FROM 1860 TO 1911. 152641

BORN IN NATAL UP TO
31ST DECEMBER, 1953. 391286

543927

LESS:-

RETURNED TO INDIA:-

INDIAN IMMIGRATION LAWS:- 57928

ACT 22/1914 22583

ACT 37/1927 13955 94466

DIED IN NATAL:- 134047

LEFT OTHERWISE:- 18806 247319

296608



The estimated total Indian population
of Natal at 31st December, 1953 is:-

Indian Immigrants as defined
in Sec. 118 Law 25/1891 296608

Other Indians termed "Passenger Indians" 29660

326268

INCREASE IN THE INDIAN IMMIGRANT POPULATION OF NATAL AT
31ST DECEMBER, 1953.

Indian Immigrants first arrived at Natal in the year 1860 and between then and when the introduction of Indians into Natal was stopped by a Government of India Act of 1911 there were continual fluctuations in the Indian population owing to the arrival of Immigrants and return to India of time expired indentured Indians.

The following table shows the progressive increases in the Indian population of Natal from the year 1911:-

<u>YEAR.</u>	<u>POPULATION.</u>	<u>BIRTHS.</u>	<u>DEATHS.</u>	<u>BIRTH RATE.</u>	<u>DEATH RATE</u>
1911	: 113192	: 4637	: 2419	: 40.96	: 21.42
1916	: 115180	: 5921	: 2064	: 51.50	: 17.92
1921	: 118364	: 5652	: 2092	: 47.50	: 15.86
1926	: 129080	: 7331	: 1805	: 56.79	: 13.98
1931	: 146683	: 7571	: 2181	: 51.6.	: 12.86
1936	: 164777	: 8048	: 2523	: 48.84	: 15.31
1941	: 195882	: 9466	: 2569	: 48.32	: 13.11
1946	: 233490	: 11302	: 2879	: 48.48	: 12.33
1947	: 242322	: 11736	: 2880	: 48.44	: 11.88
1948	: 251032	: 11946	: 3209	: 47.58	: 13.18
1949	: 259381	: 11100	: 2592	: 42.70	: 9.99
1950	: 268204	: 11960	: 3011	: 40.97	: 11.22
1951	: 277574	: 12003	: 2661	: 43.24	: 9.51
1952	: 289529	: 12168	: 2675	: 42.23	: 9.31
1953	: 296608	: 12330	: 2864	: 41.57	: 9.65
:	:	:	:	:	:
:	:	:	:	:	:

MARRIAGES AND DIVORCES.

Marriages registered by the Protector of Indian Immigrants during the 9 months ending 31st December, 1953.

MARRIAGES UNDER SEC. 70 LAW 25/1891.

CONDUCTED BY PROTECTOR OF INDIAN IMMIGRANTS	957
" " MAGISTRATES IN NATAL	411
" " CHRISTIAN CHURCHES	<u>53</u>
	<u>1421</u>

MARRIAGES UNDER ACT 22/1914.

PROTECTOR OF INDIAN IMMIGRANTS	88
MAGISTRATES IN NATAL	<u>30</u>
	<u>118</u>

UKZN
Gandhi-Luthuli
Documentation

38 Divorces were granted by Magistrates in Natal under Sec. 78 Law 25/1891.

ASSISTED EMIGRATION OF INDIANS.

ACT 22/1914 AS AMENDED BY SEC. 11 ACT 37/1927.

31ST DECEMBER, 1953.

The Assisted Emigration of Indians commenced on 4th September, 1914 and from that date the provisions in this respect have been administered by the Protector of Indian Immigrants:-

- A. At the commencement Indian Assisted Emigrants were granted a free passage to India only. No bonus was paid but in cases of indigency the Protector made grants of £1 to £5, depending on the circumstances of each case.
- B. On 6th November 1922 and following the Asiatic Enquiry Commission of 1921 a bonus of £5 was paid to each adult with a maximum of £20 per family.
- C. On 3rd October, 1924 and following the Interim Report of the Asiatics Enquiry Commission the bonus was increased to £10 per adult with a maximum of £50 per family.
- D. On 20th August, 1927 and following the 1927 Round Table Conference at Cape Town, the bonus was increased to £20 per adult of 16 years of age and over and £10 for each child.
- E. The bonus was increased to £40 per adult of 16 years of age and over and £20 for each child with effect from 6th May, 1949.

The numbers of Indians of all classes who emigrated to India under these bonus groups at 31st December, 1953 are detailed in the following table:-

	MEN:	WOMEN:	BOYS:	GIRLS:	TOTAL:
Group "A".	6630	3037	2001	1943	13611
" "B".	1933	811	454	495	3693
" "C".	2578	1106	840	756	5280
" "D".	7520	3070	2891	2871	16352
" "E".	347	96	84	77	604

The amendment to 22/1914 by Sec. 11 Act 37/1927 made provision for Assisted Emigrants to return to the Union. Of the members shown in groups "D" and "E" above the following have returned to the Union:-

MEN:	WOMEN:	CHILDREN:	TOTAL:
492	165	320	977

REVENUE ACCOUNT

YEAR ENDING 31ST MARCH, 1954.

During the year ending 31st March, 1954 21497 documents were issued: The Revenue collected during the year amounted to £2481. 9. 0 as follows:-

FACE VALUE DOCUMENTS.

31 Dup. Dis: Certs.	@ £1	31.	0.	0.	
4 " " "	" 5/-	1.	0.	0.	
298 " " "	" 1/-	14.	18.	0.	
126 Passes to Indians	" £1	126.	0.	0.	
2216 " " "	" 5/-	554.	0.	0.	
1926 " " "	" 1/-	96.	6.	0.	
46 Adoption Certs.	" 5/-	11.	10.	0.	
1064 Marriage	" 2/6	133.	0.	0.	
23 Divorce	" 2/6	2.	17.	6.	
89 Birth	" 2/6	11.	2.	6.	
13507 " "	" 1/6	1013.	0.	6.	
579 " "	" 1/6	28.	19.	0.	
114 Death	" 2/6	14.	5.	0.	
<u>1023</u>	" 1/6	<u>76.</u>	<u>14.</u>	<u>6.</u>	2114. 13. 0.
21046					

STAMPED DOCUMENTS:

234 Documents	@ 2/6	29.	5.	0.	
<u>217</u>	" 1/-	<u>10.</u>	<u>17.</u>	<u>0.</u>	<u>40. 2. 0.</u>
21497					2154. 15. 0.

FEEES OF OFFICE:

SEARCH FEES:	168.	18.	0.	
CHANGE OF NAME:	<u>131.</u>	<u>10.</u>	<u>0.</u>	300. 8. 0.

UNCLAIMED MONIES:

26.	6.	0.
<hr/>		
£2481.	9.	0.

COMPARATIVE TABLE OF REVENUE COLLECTIONS.

YEAR.	FACE VALUE DOCUMENTS.	REVENUE FROM FACE VALUE DOCUMENTS.	OTHER REVENUE.	TOTAL
1940.	7900.	£1368. 8. 0.	£416. 6. 6.	£1784. 14.
1942	8994	1456. 8. 6.	447. 6. 6.	1903. 15.
1944	10896	1680.18. 0.	535.18. 0.	2216. 18.
1946	14175	1749. 1. 0.	247.15. 0.	1996. 16.
1948	15668	1794.16. 6.	250.19. 6.	2045. 16.
1950	16983	2003.16. 6.	311.13. 11.	2315. 10.
1951	18567	1960.19. 0.	308. 5. 0.	2269. 7.
1952/3	19229	1842. 3. 0.	363.13. 6.	2205. 16.
1953/4	21497	2154.15. 0.	326.14. 0.	2481. 9.
:	:	:	:	:
:	:	:	:	:
:	:	:	:	:
:	:	:	:	:
:	:	:	:	:
:	:	:	:	:
:	:	:	:	:
:	:	:	:	:
:	:	:	:	:
:	:	:	:	:
:	:	:	:	:
:	:	:	:	:

UKZN
Gandhi-Luthuli
Documentation
Centre

FINANCIAL TRANSACTIONS: DEPOSIT ACCOUNT: A. 39.
YEAR ENDING 31ST DECEMBER, 1954.

During the year the Protector dealt with the liquidation of 132 new Estates of Intestate Indians on behalf of the Master of the Supreme Court in accordance with Section 65 (1) Act 24/1913.

There are still a number of Estates in process of liquidation under Section 60 Law 25/1891 and the balances held for Heirs in the Post Office Savings Bank at 31st March, 1954 amounted to £759. 5. 1.

The financial transactions during the year in the liquidation of Estates, sundry deposits, payments to Pensioners and Grantees and payments to consolidated Revenue Account are summarised as follows:-

LEDGER BALANCE 1/4/1953	£3332.	6.	9.	
RECEIPTS 1/4/53 TO 31/3/54	259750.	18.	2.	
PAID TO HEIRS & REPAYMENT OF DEPOSITS	£15851.	3.	9.	
PAID TO CONSOLIDATED REVENUE ACCOUNT	2441.	7.	0.	
PAID TO OLD AGE AND BLIND PENSIONERS, MAINTENANCE & DISABILITY GRANTS.	242394.	7.	6.	
LEDGER BALANCE AT 31/3/1954.	2396.	6.	8.	
	£263083.	4.	11.	£263083. 4. 11.

OLD AGE PENSIONS AND OTHER GOVERNMENT GRANTS.

The Protector of Indian Immigrants is the Pensions Officer for Indians in Natal and pays out Old Age Pensions, Blind Pensions, War Veterans Pensions and Social Grants to Indians residing in the Durban District.

At 31st March, 1954 the undermentioned numbers of Indians were receiving Pensions and Grants at the office of the Protector of Indian Immigrants:-

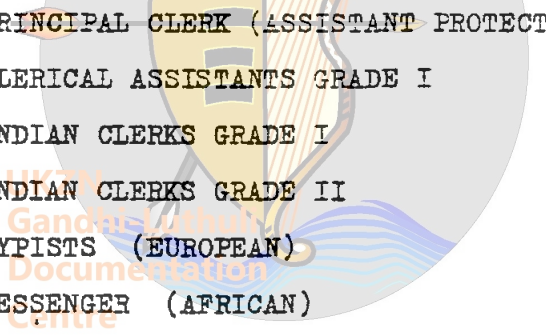
OLD AGE PENSIONERS	3265
BLIND PENSIONERS	79
WAR VETERANS PENSIONERS	3
INVALIDITY GRANTEES	226
MAINTENANCE GRANTEES	1396
	<hr/>
	4969
	<hr/>

The amounts paid by the Protector of Indian Immigrants for Pensions and Grants during the twelve months ending 31st March, 1954 are:-

OLD AGE PENSIONERS	129920.	11.	7
BLIND PENSIONERS	3798.	0.	10
WAR VETERANS PENSIONERS	168.	10.	0
INVALIDITY GRANTS	12320.	3.	11
MAINTENANCE GRANTS	96187.	1.	2
	<hr/>		
	£242,394.	7.	6
	<hr/>		

S T A F F .

Staff available to the Protector of Indian Immigrants at 31st March, 1954 is as follows:-



PRINCIPAL CLERK (ASSISTANT PROTECTOR)	1
CLERICAL ASSISTANTS GRADE I	2
INDIAN CLERKS GRADE I	6
INDIAN CLERKS GRADE II	15
TYPISTS (EUROPEAN)	3
MESSENGER (AFRICAN)	1
	<hr/>
	28
	<hr/>

PROTECTOR OF INDIAN IMMIGRANTS
NATAL.

STATISTICAL REPORT

PROTECTOR OF INDIAN IMMIGRANTS

15 MONTHS ENDING

31ST MARCH, 1953.

UKZN
Gandhi Institute
Documentation
Centre



REGISTRATIONS OF BIRTHS.

The numbers of Indian Immigrant Births registered under the provisions of Section 63 Law 25/1891 during 15 months ending 31st March, 1953 were:-

MALES.	7616	
FEMALES.	<u>7589</u>	15,205

The average for 12 months is 12.168 being 165 more than for the previous year and giving a birth rate of 42.23 per 1000 of population as estimated at 31st December, 1952.

The Protector of Indian Immigrants is also the District Registrar of Births and Deaths of "Passenger" Indians for the District of Durban and during the 15 months registered the births of the following "Passenger" Indians under the provisions of Act 23/1913:-

MALES.	352	
FEMALES.	<u>343</u>	695

The average for 12 months is 556 being 38 less than for the previous year.

REGISTRATIONS OF DEATHS.

The number of Indian Immigrant Deaths registered under the provisions of Section 62 Law 25/1891 during the 15 months ending 31st March, 1953 are as follows:-

MEN	1060
WOMEN	778
BOYS	93
GIRLS	80
INFANT BOYS	681
INFANT GIRLS	582
	<u>3274</u>

The average for 12 months is 2596 giving a Death rate of 9.31 per 1000 of population as estimated at 31st December, 1952.

The Protector of Indian Immigrants is also the District Registrar of "Passenger" Indians' Births and Deaths for the District of Durban and during the 15 months ending 31st March, 1953, registered the following deaths of "Passenger" Indians under the provisions of Act 23/1913.

MALES	89	
FEMALES	<u>50</u>	139.

The average for 12 months is 111 being 9 less than for the previous year.


STATEMENT A.

INDIAN IMMIGRANT POPULATION AT
31ST MARCH, 1953.

POPULATION AT 31/12/1951. 277574

ADD:- BIRTH DURING 15 MONTHS
ENDING 31/3/1953 15205

" ASSTD: EMIGRANTS RETURNED
TO UNION BETWEEN 1/1/52
AND 31/3/53. 35



292814

LESS: DIED DURING 15 MONTHS
ENDING 31/3/1953 3274

" RETURNED TO INDIA 11 3285

289529

INDIAN IMMIGRANT POPULATION AT 31ST MARCH, 1953.

The following figures show the number of Indians who arrived at Natal under the several Indian Immigration Laws and their descendants in Natal at 31st March, 1953:-

<u>INTRODUCED</u>	<u>Males</u>	<u>Females</u>		<u>TOTALS</u>
LESS:-				
DIED	32868	19558		
RETD. TO INDIA.	48000	19987		
LEFT OTHER- WISE.	<u>12513</u>	<u>2471</u>		
	<u>93381</u>	<u>42016</u>	<u>135397</u>	
	11238	6006		
<hr/>				
ORIGINAL IMMIGRANTS STILL IN NATAL.				17244
 <u>COLONIAL BORN</u>				
BORN IN NATAL AT 31/12/51	184342	182509	366851	
BORN DURING 15 MONTHS END 31/3/53	<u>7616</u>	<u>7589</u>	<u>15205</u>	
	<u>191958</u>	<u>190098</u>	<u>382056</u>	
LESS:-				
DIED IN NATAL.	38760	40710		
RETD. TO INDIA.	13179	13291		
LEFT OTHER- WISE.	<u>2483</u>	<u>1348</u>		
	54422	55349	109771	
	<u>137536</u>	<u>134749</u>		
<hr/>				
TOTAL COLONIAL BORN POPULATION				272285
<hr/>				
TOTAL INDIAN IMMIGRANT POPULATION				<u>289529</u>

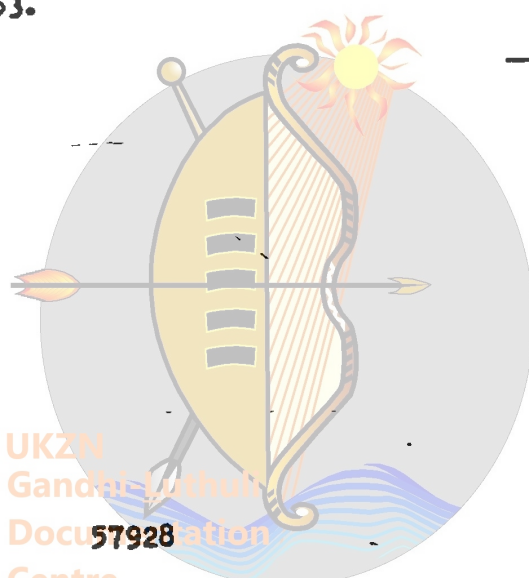
Gandhi Vardhini
Documentation
Centre

SUMMARY

INDIAN IMMIGRANT POPULATION

AT 31ST MARCH, 1953.

INTRODUCED FROM INDIA		152641
BORN IN NATAL UP TO 31ST MARCH, 1953.		382056
		<hr/>
		534697
LESS:-		
RETD. TO INDIA:		
INDIAN IMMIG- RATION LAWS.		
ACT 22/1914.	22583	
ACT 37/1927.	<u>13955</u>	94466
DIED IN NATAL.	131896	
LEFT OTHERWISE.	<u>18806</u>	245168
		<hr/>
		289529
		<hr/>



The estimated total Indian population of Natal at 31st March, 1953 is:-

"Indian Immigrants" as defined in Sec. 118 Law 25/1891	289500
Other Indians termed "Passenger Indians"	<u>28900</u>
	<u>318400</u>

**INCREASE IN THE INDIAN IMMIGRANT POPULATION OF NATAL AT
31ST MARCH, 1953.**

Prior to the year 1911 there were continual fluctuations of the Indian Immigrant population of Natal owing to the arrivals of New Immigrants and return to India of time expired Indentured Indians. During the year 1911 the introduction of Indian Labour into Natal was stopped by a Government of India Act of that year.

The following table shows the progressive increases in the Indian Immigrant population of Natal from the year 1911:-

YEAR.	POPULATION.	BIRTHS.	DEATHS.	BIRTH RATE.	DEATH RATE.
1911.	113192	4637	2419	40.96	21.42
1916	115180	5921	2064	51.50	17.92
1921	118364	5622	2092	47.50	15.86
1926	129080	7331	1805	56.79	13.98
1931	146683	7571	2181	51.61	12.86
1936	164777	8048	2523	48.84	15.31
1941	195882	9466	2569	48.32	13.11
1946	233490	11302	2879	48.48	12.33
1947	242322	11738	2880	48.44	11.88
1948	251032	11946	3209	47.58	13.18
1949	259381	11100	2592	42.70	9.99
1950	268204	11960	3011	40.97	11.22
1951	277574	12003	2661	43.24	9.51
1953	289529	12168	2675	42.23	9.31

MARRIAGES AND DIVORCES.

Marriages registered by the Protector of Indian Immigrants during the 15 months ending 31st March, 1953.


MARRIAGES UNDER SEC. 70 LAW 25/1891.

CONDUCTED BY PROTECTOR OF I.I. DURBAN.	1773	
CONDUCTED BY MAGISTRATES	702	
CONDUCTED BY CHRISTIAN MARRIAGE OFFICERS	<u>91</u>	2566

MARRIAGES UNDER INDIAN RELIEF ACT: (ACT 22/1914)

REGISTERED BY PROTECTOR OF I.I. DURBAN	112	
REGISTERED BY MAGISTRATES IN NATAL.	<u>48</u>	160

59 Divorces were granted by Magistrates in Natal under Sec. 78 Law 25/1891.



Marriages $\frac{2475 \times 5}{5} = 1980$

Divorces $\frac{59 \times 4}{5} = 47$

[Handwritten signature]

ASSISTED EMIGRATION OF INDIANS.

ACT 22/1914 AS AMENDED BY SEC. 11 ACT 37/1927.

AT 31ST MARCH, 1953.

The Assisted Emigration of Indians commenced on 1st September, 1914, and from that date has been administered by the Protector of Indian Immigrants:-

A. At the commencement Indians were only granted Free passages to India at the expense of the Union Government and no bonus was paid, but in cases of indigency the Protector made grants of £1 to £5 depending on the circumstances of individual cases.

B. Following the Asiatic Enquiry Commission of 1921 a bonus of £5 was paid with a maximum of £20 per family: This bonus came into operation from 6th November, 1922.

C. Following the 1924 Interim Report of the Asiatic Enquiry Commission the bonus was increased to £10 with a maximum of £50 per family. This increase came into operation on 3rd October, 1924.

D. Following the Cape Town Round Table Conference of 1927 the bonus was increased to £20 per adult and £10 for each child under 16 years. This increase came into operation on 20th August, 1927.

E. The bonus was increased to £40 per adult and £20 for each child under 16 years with effect from 6th May, 1949.

The numbers of Indians of all classes who emigrated to India under these bonus groups are detailed in the following table:-

	<u>MEN:</u>	<u>WOMEN:</u>	<u>BOYS:</u>	<u>GIRLS:</u>	<u>TOTAL.</u>
Group "A".	6630	3037	2001	1943	13611
" "B".	1933	811	454	495	3693
" "C".	2578	1106	840	756	5280
" "D".	7520	3070	2891	2871	16352
" "E".	321	94	83	77	575

The amendment to Act 22/1914 by Sec. 11 Act ^{37/1927} 27/1937 made provision for Assisted Emigrants to return to the Union. Of the numbers shown in Groups "D" and "E" above the following returned to the Union:-

<u>MEN:</u>	<u>WOMEN:</u>	<u>CHILDREN:</u>	<u>TOTAL.</u>
486	163	317	966

REVENUE ACCOUNT.

During the 15 months ending 31st March, 1953, 24036 face value documents were issued. The Revenue collected during the same period amounted to £2757. 5. 9. as shown in the following table:-

DUPLICATE DISCHARGE CERTIFICATES:	38 @ £1.	£38. 0. 0
" " "	8 @ 5/-	2. 0. 0
" " "	427 @ 1/-	21. 7. 0
COLONIAL BORN PASSES:	128 @ £1	128. 0. 0
" "	2233 @ 5/-	558. 5. 0
" "	2734 @ 1/-	136. 14. 0
BIRTH CERTIFICATES:	686 @ 1/-	34. 6. 0
" "	14538 @ 1/6	1090. 7. 0
" "	106 @ 2/6	13. 5. 0
DEATH CERTIFICATES:	1098 @ 1/6	82. 7. 0
" "	187 @ 2/6	23. 7. 6
MARRIAGE CERTIFICATES:	1233 @ 2/6	154. 2. 6
DIVORCE CERTIFICATES:	33 @ 2/6	4. 2. 6
ADOPTION CERTIFICATES:	65 @ 5/-	16. 10. 0
		<hr/>
		2302. 13. 6
REVENUE STAMPS: ON DOCUMENTS:	258 @ 1/-	12. 10. 0
" " " " " "	264 @ 2/6	31. 12. 6
FEES OF OFFICE: CHANGE OF NAME:	92036	183. 10. 0
" " " SEARCH FEES:		201. 0. 6
UNCLAIMED MONEY PAID TO REVENUE:		24. 3. 9
		<hr/>
		<u>£2755. 10. 3.</u>

AVERAGE FOR 12 MONTHS:-

19229 Documents: £2205. 16. 6.

COMPARATIVE TABLE OF REVENUE COLLECTIONS.

YEAR.	FACE VALUE DOCUMENTS.	REVENUE FROM FACE VALUE DOCUMENTS.	OTHER REVENUE.	TOTAL.
1940.	7900.	£1368. 8. 0:	£416. 6. 6. :	£1784. 14. 6.
1941	8235.	1384. 7. 6:	447. 11. 0. :	1831. 18. 6.
1942	8994.	1456. 8. 6:	447. 6. 6. :	1903. 15. 6.
1943	11126.	1705. 6. 0:	558. 2. 0. :	2263. 8. 0.
1944.	10896.	1680. 18. 0:	535. 18. 0. :	2216. 16. 0.
1945.	11660.	1680. 19. 0:	332. 0. 0. :	2012. 19. 0.
1946.	14175.	1749. 1. 0:	247. 15. 0. :	1996. 16. 0.
1947.	14477.	1692. 11. 0:	237. 13. 6. :	1930. 4. 6.
1948.	15668.	1794. 16. 6:	250. 19. 6. :	2045. 16. 0.
1949.	15021.	1665. 18. 0:	271. 17. 6. :	1937. 15. 6.
1950.	16983.	2003. 16. 6:	311. 13. 11. :	2315. 10. 5.
1951.	18567.	1960. 19. 0:	308. 8. 5. :	2269. 7. 5.
1952/3	19229.	1842. 3. 0:	363. 13. 6. :	2205. 16. 6.

UKZN
Gandhi Institute
Documentation
Centre

FINANCIAL TRANSACTIONS: DEPOSIT ACCOUNT: A. 39.

PERIOD 15 MONTHS ENDING 31ST MARCH, 1953.

The Protector of Indian Immigrants dealt with the liquidation of 173 Intestate Estates of deceased Indians on behalf of the Master of the Supreme Court, Natal in accordance with Section 65 (1) Act 24/1913.

There are still a number of Estates under process of liquidation under Section 60 Law 25/1891 and the balances held in the Post Office Savings Bank in trust for heirs of deceased Indians amounted to £737. 15. 10 at 31st March, 1953.

Financial transactions during the 15 months ending 31st March, 1953 in Intestate Estates, sundry deposits and payments to Pensioners and Revenue Account, are as follows:-

LEDGER BALANCE 1/1/1952	£20485.	17.	6.	
RECEIPTS PERIOD 1/1/1952 TO 31/3/1953	291157.	11.	1.	
PAID TO HEIRS & REPAYMENT OF DEPOSITS				£8752. 4. 7
PAID TO CONSOLIDATED REVENUE ACCOUNT				2755.10. 3
PAID TO OLD AGE & BLIND PENSIONERS, MAINTENANCE & DISABILITY GRANTEES				296803. 7. 0
LEDGER BALANCE AT 31ST MARCH, 1953				3332. 6. 9
	£311643.	8.	7.	£311643. 8. 7

OLD AGE PENSIONS AND OTHER GOVERNMENT GRANTS.

The Protector of Indian Immigrants is the Pensions Officer for Indians in Natal and pays Old Age Pensions and other Grants to Indians residing in the Magisterial District of Durban on behalf of the Commissioner of Pensions:-

A. At the 31st March, 1953 the undermentioned numbers of Indians were receiving Pensions and Grants at the office of the Protector of Indian Immigrants:-

OLD AGE PENSIONERS	3430	
BLIND PENSIONERS	94	
WAR VETERANS PENSIONERS	5	
INVALIDITY GRANTEEES	367	
MAINTENANCE GRANTEEES	<u>1664</u>	5560.

B. The Commissioner of Pensions advises that Indian Pensioners and Grantees paid at 105 Post Offices in Natal are:-

OLD AGE PENSIONERS	2018	
BLIND PENSIONERS	59	
DISABILITY GRANTEEES	494	
MAINTENANCE GRANTEEES	<u>637</u>	<u>3208</u>

TOTAL INDIAN PENSIONERS & GRANTEEES IN NATAL 8768


UKZN
Gandhi Luthuli

C. The amounts paid by the Protector of Indian Immigrants during 15 months ending 31st March, 1953 at "A" are:-

OLD AGE PENSIONERS	152124.	7.	1.
BLIND PENSIONERS	4483.	8.	10.
WAR VETERANS PENSIONERS	154.	10.	3.
DISABILITY GRANTS	16678.	11.	9.
MAINTENANCE GRANTS	<u>123362.</u>	<u>9.</u>	<u>1.</u>
	<u>£296803.</u>	<u>7.</u>	<u>0.</u>

S T A F F.

The Staff available to the Protector of Indian Immigrants at 31st March, 1953 is as follows:-

- 
1. PRINCIPAL CLERK: ASSISTANT PROTECTOR OF INDIAN IMMIGRANTS.
 2. GRADE I CLERICAL ASSISTANTS.
 6. GRADE I INDIAN CLERKS.
 15. GRADE II INDIAN CLERKS.
 3. TYPISTS.
 1. MESSENGER.

PROTECTOR OF INDIAN IMMIGRANTS
NATAL.

BECKERMER VAN INDIËN-IMMIGRANTE

23-3-1954

DURBAN