

REPORT OF THE
PROTECTOR OF INDIAN IMMIGRANTS
FOR THE YEAR ENDED BC
31st DECEMBER, 1947 Cc

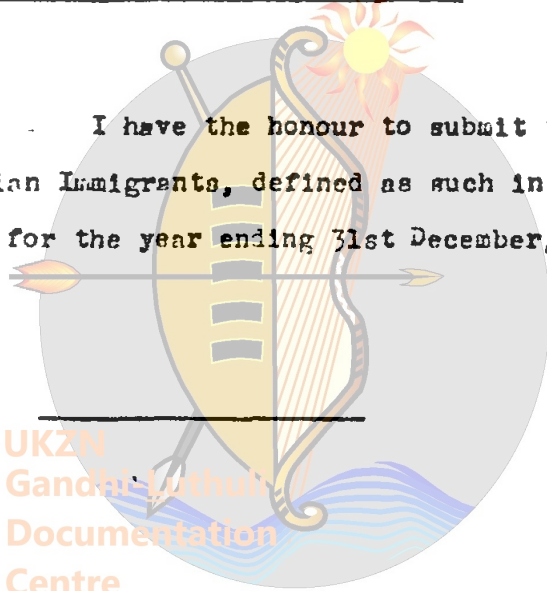
C-1107/488

Protector of Indian Immigrants,
P.O.Box 474, Durban.

THE HONOURABLE THE MINISTER FOR THE INTERIOR.

Sir,

I have the honour to submit the following report upon Indian Immigrants, defined as such in Section 118 of Law 25/1891, for the year ending 31st December, 1947.



1. ARRIVALS.

There were no arrivals during the year, emigration to Natal having been stopped by the Indian Act of 1911.

BIRTHS.

The number of Births registered during the year of Indian Immigrant children born in the Province of Natal was :-

Males	5797
Females	<u>5941</u>
	<u>11738</u>

This is an increase of 436 over the number of Births for the previous year, and shows a birth rate of 48.44.

The estimated total number of Indian Immigrant women in Natal at 31st December, 1947, is 36,402 so that approximately 32% of adult women had children during the year.

In addition to the above births of Indian Immigrant children, the Protector of Indian Immigrants, who is also District Registrar of "Passenger" Indians (that is Indians who do not fall within the definition of Indian Immigrants in Section 118, Law 25/1891) for the District of Durban, registered the births of 280 male and 299 female "Passenger" Indian children.

INDIAN IMMIGRANT POPULATION : NATAL.

The following figures show the approximate number of Indian Immigrants, defined as such by Sec. 118 Law 25/1891, in the Province of Natal at 31st December, 1947.

Estimated Indian Immigrant Population at 31/12/1946.	233490		
Add Births during year	<u>11738</u>		
	245228		
Less : Deaths during year.	2880		
Returned to India.	<u>26</u>	<u>2906</u>	<u>242322</u>

This total is classified :-

<u>Men.</u>	<u>Women.</u>	<u>Boys.</u>	<u>Girls.</u>	<u>Total</u>
45968	36402	80520	79332	242322

The following figures show the number of Indians who arrived at Natal from 1860 to 1911 and their descendants in Natal at 31st December, 1947.

	<u>Males.</u>	<u>Females.</u>	<u>Total.</u>
Introduced	104619	48022	152641
Less: Died in Province	30849	18501	
Returned to India.	47924	19971	
Left otherwise	<u>12513</u>	<u>2471</u>	<u>132229</u>
Remaining.	<u>91286</u>	<u>40943</u>	
	<u>13333</u>	<u>7079</u>	20412
Born in Province	<u>160714</u>	<u>159128</u>	319842
Died in Province	32773	35045	
Returned to India	13088	13204	
Left otherwise	<u>2474</u>	<u>1348</u>	
	48335	49597	<u>97932</u>
			<u>221910</u>
			242322

The foregoing statement is summarised as follows /...

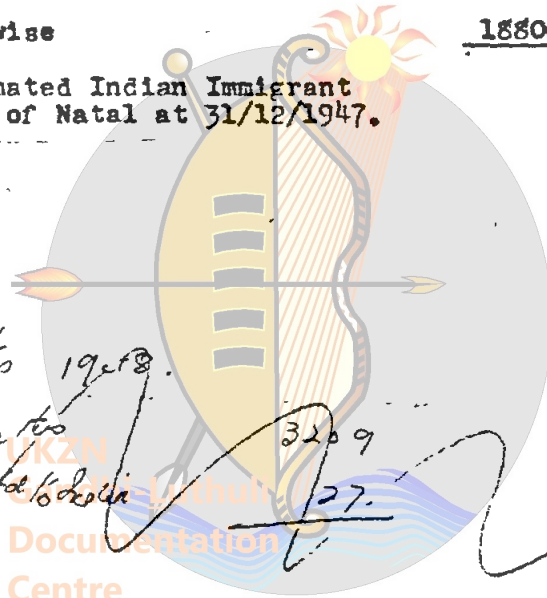
(Population Statement)

- summarised as follows :-

Introduced from India	152641
Born in Natal up to 31st December, 1947.	<u>319842</u>
	472483

Returned to India.

Indian Immigration Laws	55156	
Act 22/1914	22783-	
Act 37/1927	<u>16248</u>	94187
Died in the Province		117168
Left otherwise		<u>18806</u>
		<u>230161</u>
Total estimated Indian Immigrant Population of Natal at 31/12/1947.		<u>242322</u>



Add. births 1948.
less deaths
Ref to doc 1/1/48

3209
27.

111946.1
~~*254,26.9*~~

3236

251,032

*Add 10% for Indians
not classified*

*Estimated total
Indian population
o.c. 31/12/1948.*

251,000

276,032

The following give the Birth-rate and Death-rate amongst the Indian Immigrant population in the Province (introduced at Public Expense) for the last ten years :-

Year	Population	Births	Deaths	Birth rate	Death rate
1938	176177	8129	2316	46.12	13.13
1939	182433	8758	2558	48.01	14.02
1940	188985	9049	2500	47.88	13.23
1941	195882	9466	2569	48.32	13.11
1942	203050	9847	2679	48.49	13.19
1943	210107	10568	3511	50.29	16.71
1944	217549	10727	3285	49.31	15.10
1945	225067	10556	3038	46.91	13.46
1946	233490	11302	2879	48.45	12.33
1947	242322	11738	2880	48.44	11.88
1948	251032	11946	2209	47.58	13.18

UKZN
Gandhi Yuthulu
Documentation
Centre

Done by 1948

LABOUR

The estimated male adult Indian Immigrant population of Natal is 45,968. It is assumed that approximately a quarter of this number are unemployable on account of infirmity and other disabilities which leaves approximately 34,500 employable male adults.

Returns show that the numbers of Indians employed in various industries are as follows :-

In Medical Circles

Sugar Industries	5339	
Tea Industries	212	
Railways	593	
Corporations	2415	
Other Industries	<u>8798</u>	17357

Outside Medical Circles

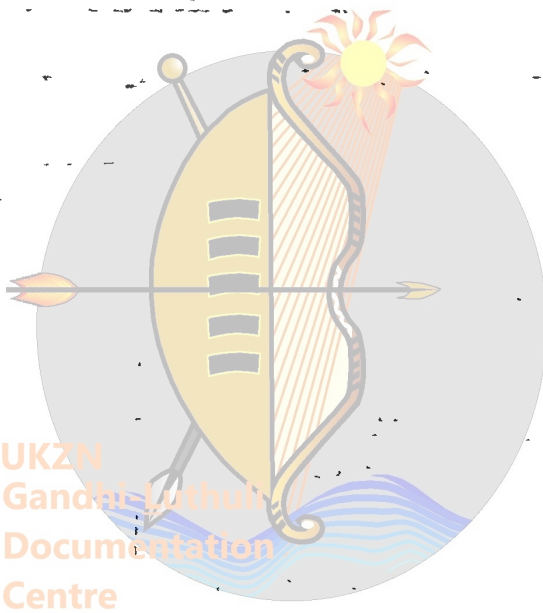
Sugar Industries	1385	
Railways	74	
Collieries	<u>380</u>	1839
		<u>19196</u>

The Divisional Inspector of Labour, informs me that there were 1517 registered unemployed Indian males in the District of Durban at 31st December 1947, and the number of unemployed is increasing. It is known that large numbers of unemployed Indians do not register with the Department of Labour and as approximately half the Indian population of Natal resides in the Durban District it can be estimated that there are at least 4000 unemployed Male Indians in Natal. The remainder approximately 15,300 are employed as Hotel and Tea Room waiters, Domestic Servants and on their own account as farmers, market gardeners, storekeepers, fishermen and vendors of fruit, vegetables, flowers etc.

There have been no industrial strikes during the year.

The /....

The growing unemployment may be attributed to a general disinclination by persons to employ Indians in view of the Passive Resistance and other reactions by Indians to recent legislation.



EMPLOYER AND EMPLOYEE

No complaints of ill-treatment by employers have been made to me.

Although much has been done to improve housing conditions on some of the Estates, the housing of Indians still leaves very much to be desired.

ASSISTED EMIGRATION SCHEME

During the year 14 Male adults, 6 Female adults and 6 girls, a total of 26 returned to India under the provisions of the scheme. I have so far received advice that 4 males 1 female 2 girls are anxious to return to Natal as soon as they have completed residence of one year in India. It is not surprising that so few Indians wish to avail themselves of the scheme and that so many of those who do avail themselves are only too anxious to return to Natal. The population statement shows that of the total adult population of 52370, 61968 were born in the Province and know nothing of conditions in India or anything of their relatives.

None of the remaining 20,400 Indians who arrived from India between 1860 and 1911 can be less than 38 years of age and the majority of them have severed all ties with their relatives or friends in India.

SOCIAL

Indian voluntary Social and Benevolent Workers are doing excellent work amongst distressed members of the Community. Indian Child Welfare Societies assist the Department of Social Welfare in investigating applications for Maintenance Grants and are doing a great service to the community in the various branches of their welfare work.

All the Indian Benevolent and Social Societies are handicapped in their work by lack of funds and do not get the financial support they deserve from the more affluent members of the Community.

It is gratifying to note that the Provincial Administration is making financial provision for more Indian Schools and it is fully expected that a large number of those Indian children for whom there is at present no school accommodation will in the near future be better provided for.



UKZN
Gandhi Luthuli
Documentation
Centre

MARRIAGES AND DIVORCES.

Marriages registered during the year are as under, being 40 less than last year.

Marriages under Section 70 Law 25/1891

Marriages registered by Protector of Indian Immigrants - Durban	1110	
Marriages registered by Magistrates	<u>398</u>	1508

Marriages under Relief Act No. 22/1911.

Marriages registered by Protector of Indian Immigrants - Durban	91	
Marriages registered by Magistrates	<u>42</u>	133
Christian Marriages		<u>70</u>
		<u>1711</u>

There were 44 Divorces granted by Magistrates in Natal during the year.

FINANCIAL TRANSACTIONS : DEPOSIT ACCOUNT.

238 new Intestate Estates were administered on behalf of the Master of the Supreme Court. There are still a large number of Estates under process of liquidation under Section 60 Law 25/1891.

Balances held in trust for heirs deposited in the Savings Bank Account amounted to £1681.19.5.

Financial transactions during the year for Intestate Estates, Sundry Deposits and Payments to Pensioners are as under :-

Ledger Balance 1/1/1947	10079. 0. 2	
Cash on hand do	127. 7. 1	
Receipts during the year	144719.12. 2	
Paid to heirs and repayments of deposits		9448.10. 1
Paid to Old Age & Blind Pensioners, Maintenance & Disability Grants & Family Allowances.		139882.16. 3
Ledger Balance at 31/12/1947		5594.13. 1
Cash on hand... Nil		
	<hr/>	<hr/>
	£154925.19. 5.	£154925.19. 5

REVENUE ACCOUNT

18,60-

During the year 14,477 face value documents were issued and the value £1692.11.0. was paid to the Receiver of Revenue. In addition fees of office amounting to £237.13.6 were paid by Revenue Stamps. The following statement shows details of Revenue Collections :-

Indian Immigrants

By Embossed Forms :-

Duplicate Discharge Certs.	38 @ £1.	38. 0. 0	
" " "	2 @ 5/-	10. 0	
" " "	495 @ 1/-	<u>24.15. 0</u>	63. 5. 0
Colonial Born Passes	2742 @ 5/-	685.10. 0	
Duplicate " "	123 @ £1	123. 0. 0	
" " "	1642 @ 1/-	<u>82. 2. 0</u>	890.12. 0
Marriage Certificates	741 @ 2/6	92.12. 6	
Divorce "	23 @ 2/6	<u>2.17. 6</u>	95.10. 0
Birth Certificates	7053 @ 1/6	528.19. 6	
Death Certificates	934 @ 1/6	<u>70. 1. 0</u>	599. 0. 6

Passenger Indians

By Embossed Forms :-

Birth Certificates	551 @ 1/-	27.11. 0	
Birth Certificates	29 @ 2/6	3.12. 6	
Death Certificates	104 @ 2/6	<u>13. 0. 0</u>	<u>44. 3. 6</u>
			£1692.11. 0

14977

REVENUE COLLECTED BY REVENUE STAMPS:

Declaration of Marriage	111. 0. 0	
Declaration of Relief Act Marriage	9. 2. 0	
Affidavits and Certificates	29.17. 6	
Search Fees and Adoptions	22.14. 0	
Change of Name	<u>65. 0. 0</u>	<u>237.13. 6</u>
		<u>£1930. 4. 6</u>

RELIEF FOR AGED, BLIND AND INDIGENT INDIANS

Indians are paid Pensions and Grants as follows -

In terms of the Pensions Act 22/1928 as amended :-

	<u>Urban Areas.</u>	<u>Rural Areas.</u>
Old Age Pensions per month	£2. 5. 0	£1. 5. 0
Blind Pensions " " "	£2.10. 0	£1.10. 0
Disability Grants " " "	£2. 5. 0	£1. 5. 0
Family Allowances :	In accordance with circumstances.	
Maintenance Grants :	" " " " " " " " " " " "	

At 31st December, 1947, 8386 Indians were drawing grants as under :

	Old Age Pensions.	Blind Pensions.	Disability Grants.	Main-tenance Grants.	Family Allo.	Total
At Protector of Indian Immigrants Office	2504	67	759	1158	866	5354
At Post Offices in Natal	1751	62	415	804		3032
	4255	129	1174	1962	866	8386
Increase.	304	27	101	1962	866	3240

Since the inception of these schemes in September 1944, The Protector of Indian Immigrants, has handled the following numbers of applications:-

	Old Age Pensions.	Blind Pensions.	Disability Grants.	Main-tenance Grants.	Family Allo.	Total
September 1944 to 31/12/1946	4904	190	2741	-	-	7835
Year ending 31/12/1947	1288	46	1009	879	2100	5322
	6192	236	3750	879	2100	13157

The above figures do not include applications for Maintenance Grants, Disability Grants and Family Allowances submitted by Magistrates for checking of details.

From 1st April, 1947, the Protector of Indian Immigrants took over the payment of Maintenance Grants on the request of the Secretary for Social Welfare and which were previously paid out by the Indian Child Welfare Society. The Family

The Protector of Indian Immigrants administers the remaining sections of Natal Law 25/1891 and allied laws. Registers all births, deaths, marriages and divorces of Indian Immigrants in Natal, and in addition is a Marriage Officer for the purpose of Act 22/1914, and Registrar of Passenger Indian births and deaths for the District of Durban, as well as District Pensions Office (Indian) Natal.

The Protector of Indian Immigrants Office is a general information office for all matters pertaining to the Indian population of Natal. No records have been kept as to the number of enquiries, but they run into thousands over a year.

Attorneys and Agents throughout Natal are continually seeking advice in one form or another in regard to administration of Estates and other Indian matters.

The Protector of Indian Immigrants administers Intestate Estates (Indian) for the Master of the Supreme Court and deals with hundreds of domestic troubles each year.

The foregoing brief outline of the activities of the Protector of Indian Immigrants entails a colossal amount of detail work which can be briefly summarised as follows :-

- | | |
|--|---------------|
| (1) Correspondence:
Letters written during the year | 14500 approx. |
| (2) Registration of Births, Deaths
Marriages and Divorces, Number
of entries during the year. | 16261 |
| (3) Deceased Estates : Dealt with
during the year. | 238 |
| (4) Receipts issued for Revenue Account | 5034 |
| (5) Number of face value documents issued | 14477 |
| (6) Receipts issued: Deposit Account
Warrant Vouchers | 647
786 |
| (7) Status Certificates: Master Supreme
Court & Registrar of Deeds. Details
for each are individually search
for and typed. | 220 |

Activities of Protector's Office (Contd).

(8)	Other Certificates and Affidavits	200
(9)	Change of Names and corrections in names 130 total entries approximately.	520
(10)	Verification of ages of children for Magistrates and Child Welfare Societies. Average 370 applications involving verification.	900
(11)	<u>Search:</u> Owing to the illiteracy of a large number of Indians and similarly of a large majority of Indian names, very many hours of painstaking, careful and methodical search through Registers is required before face value and other documents can be issued.	
(12)	<u>Public Health:</u> Vaccination Cards and forms completed approximately	3500
(13)	<u>Pensions and other Grants.</u> Applications handled	5322
	5354 Pensions were paid monthly-individual payments approximately and totalling ₹139900.	64000
	Death Certificates (B.N.D.35) to Commissioner of Pensions.	375



UKZN
Gandhi Luthuli
Documentation
Centre

STAFF.

Owing to increases in duties in regard to Maintenance Grants and Family Allowances, the Staff was increased by three Temporary Indian Clerks.

All members have large leave credits and owing to pressure of work in a number of cases had not had vacation leave for several years. Two temporary Indian Clerks were engaged to act as relief Clerks and by this means every member of the Staff was granted vacation leave for periods from two to three weeks. Vacation leave accrued to members of the Staff amounted to 427 days. Total leave granted was 296 days for vacation leave and 136 days for Sick Leave.

Staff available is as follows :-

	<u>Permanent.</u>	<u>Temporary.</u>
European Male	1	2
European Typists Female	2	-
Indian Clerks and Interpreters	9	7

All members have loyally and efficiently carried out their duties.

I have the honour to be,

Sir,

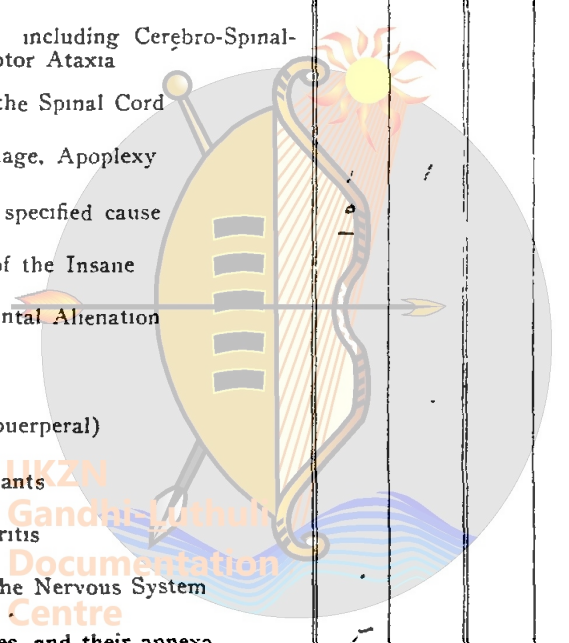
Your obedient servant,



ACTG: PROTECTOR.

and Number of Deaths.

	DURBAN DEPOT		ESPERANZA		STANGER		TOTAL	
	Cases	Deaths	Cases	Deaths	Cases	Deaths	Cases	Deaths
Brought forward	200	2	20	1	10	1	230	4
General Diseases—continued :								
Diabetes			1		1		2	
Exophthalmic Goitre								
Leucaemia								
Anæmia Chlorosis			1		1		2	
Other general diseases								
Alcoholism (acute and chronic)								
Diseases of Nervous System and of Organs of Special Sense :								
Simple Meningitis, including Cerebro-Spinal-Fever, Locomotor Ataxia								
Other diseases of the Spinal Cord								
Cerebral Hæmorrhage, Apoplexy			1		1		2	
Paralysis, without specified cause								
General Paralysis of the Insane								
Other forms of Mental Alienation								
Epilepsy					1		1	
Convulsions (non-puerperal)								
Convulsions of Infants								
Neuralgia and Neuritis								
Other diseases of the Nervous System								
Diseases of the Eyes, and their annexa								
Diseases of the Ears								
Diseases of the Circulatory System :								
Pericarditis								
Acute Endocarditis								
Organic Diseases of the Heart								
Diseases of Arteries, Atheroma, Aneurysmic								
Embolism and Thrombosis			1		1		2	
Hæmorrhoids, Phlebitis								
Diseases of the Veins (Varices)			1		1		2	



and Number of Deaths.

	DURBAN DEPOT		ESPERANZA		STANGER		TOTALS	
	Cases	Deaths	Cases	Deaths	Cases	Deaths	Cases	Deaths
Brought forward	50	2	50	2	50	2	150	4
Diseases of the Respiratory System :								
Diseases of the Larynx								
Acute Bronchitis	5		7				12	
Chronic Bronchitis								
Broncho-Pneumonia								
Pneumonia	1		4	1			5	
Pleurisy	1						1	
Asthma	3		1				4	
Other diseases of the Respiratory System (Tuberculosis excepted)								
Diseases of the Digestive System :								
Diseases of the Teeth and Gums								
Ulcer of the Stomach								
Other Diseases of the Stomach (Cancer excepted)								
Diarrhoea and Enteritis (under 2 years)								
Diarrhoea and Enteritis (2 years and over)								
Ankylostomiasis								
Bilharziosis								
Intestinal Parasites								
Appendicitis and Typhlitis								
Hernia, Intestinal Obstructions								
Other diseases of the Intestines								
Acute Yellow Atrophy of the Liver								
Cirrhosis of the Liver								
Biliary Calculi								
Other diseases of the Liver								
Diseases of the Spleen								
Simple Peritonitis (non-puerperal)								
Other diseases of the Digestive System (Cancer and Tuberculosis excepted)								
Non-Venereal Diseases of the Genito-Urinary System and Annexa :								
Acute Nephritis								
Bright's Disease								



and Number of Deaths.

	DURBAN DEPOT		ESPERANZA		STANGER		TOTALS	
	Cases	Deaths	Cases	Deaths	Cases	Deaths	Cases	Deaths
Brought forward	277	30	154	5	420	18	851	53
Diseases of Early Infancy :								
Congenital Debility, Icterus and Sclerema								
Other diseases peculiar to early infancy								
Lack of Care								
Old Age :								
Senility	16	1					16	
Affections produced by External Causes :								
Poisoning by Food								
Venomous Bites and Stings								
Other Acute Poisonings			1		1		2	
Conflagration								
Burns (Conflagration excepted)			3	1	11	2	17	
Accidental Drowning								
Traumatism by Firearms					1		1	
Traumatism by Cutting or Piercing Instruments			9		18		27	
Traumatism by Fall: in Quarries, and Mines			5		19	1	24	
" " Machines			1		5		6	
Traumatism by other Crushing (Vehicles, Railways, Landslides, etc)	29		1		5		35	
Injuries by Animals					4		4	
Starvation			5	1			6	
Excessive Cold								
Effects of Heat								
Lightning								
Electricity (Lightning excepted)								
Homicide								
Other External Violence					4	1	5	
Ill-Defined Diseases :								
Ill-Defined Organic Disease								
Sudden Death			1	1			2	
Disease not Specified or Ill-defined					6	1	7	
No Disease, Feigned Disease			2				2	