

1107/482


HIST/imm

REPORT OF THE
PROTECTOR OF INDIAN IMMIGRANTS

FOR THE YEAR ENDING
31st DECEMBER, 1939

Protector of Indian Immigrants,

P.O. Box 477, Durban, Natal, Cape.



~~CONFIDENTIAL~~

Sir,

I have the honour to submit for the information of His Excellency the Governor General for the Union of South Africa, and for transmission to the most honourable the Secretary of State for the Colonies, and to the Government of India, the following Report for the year ended 31st December, 1939, upon Indian Immigrants in the Province.

Yours faithfully,

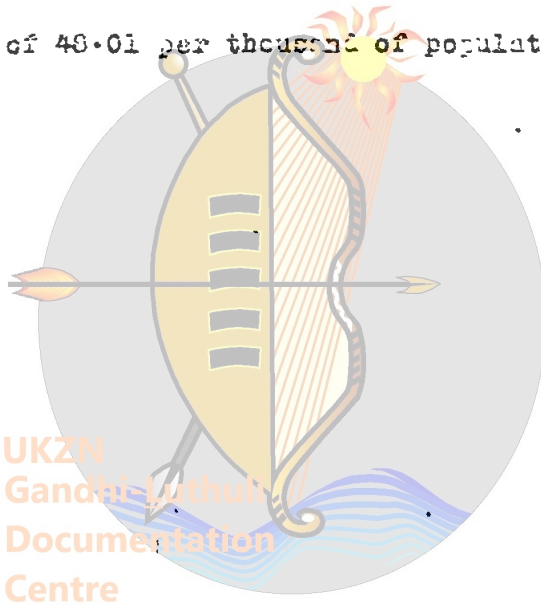
There were no arrivals during the year, emigration to Natal having been stopped by the Indian Act of 1911.

BIRTHS

The number of births registered during the year was :-

Males	4551
Females	<u>4207</u>
	<u>8758</u>

This is 629 more than last year, and shows a Birth rate of 48.01 per thousand of population.



REPORT ON DEATHS

The number of deaths reported for the year is :-

	1950	1951	1952	Total
	795	717	114	1626
	703	980	111	1794

which shows that there was an increase of 242, and giving a death rate of 14.02 per thousand of population.

The majority of deaths were due to the following diseases :-

Amoebiasis	12	"	"	"	12	"	"
Diarrhoea	23	"	"	"	23	"	"
Dysentery	41	"	"	"	41	"	"
Enteritis	145	"	"	"	145	"	"
Enteric fever	4	"	"	"	4	"	"
Influenza	23	"	"	"	23	"	"
Malaria	17	"	"	"	17	"	"
Pneumonia	170	"	"	"	170	"	"
Phthisis	4	"	"	"	4	"	"
Tuberculosis	250	"	"	"	250	"	"
Colic	20	"	"	"	20	"	"

SKZ
Gandhi Luthuli
Documentation
Centre

INCREASE AND DECREASE OF POPULATION.

The following figures show the approximate number of Indians in the Colony on the 31st December, 1939, introduced under the provisions of the Law regulating such introduction, and the descendants of such Indians :-

Estimated number at 31st December, 1938		173277
Add births during 1939		<u>3750</u>
		177027
Loss died during the year	2558	
Returned to India	<u>44</u>	<u>2032</u>
		<u>132433</u>

Of this total the following is the classification :-

	<u>Men</u>	<u>Women</u>	<u>Children</u>	<u>Total</u>
Free Indians	39403	23581	115441	178425

INDIAN POPULATION

The following shows approximately the number of Indians who arrived in Natal under indenture and the descendants of such Indians born in the Colony since the first Indians landed in November, 1860, to the 31st December, 1939 :-

	<u>Males</u>	<u>Females</u>	<u>Total</u>
Introduced	<u>104610</u>	<u>48022</u>	152632
Died in Province	27873	18652	
Returned to India	47912	19305	
Left otherwise	<u>12513</u>	<u>2471</u>	
	<u>81222</u>	<u>33121</u>	<u>127413</u>
			25222

Of those born in the Province:-

	<u>Males</u>	<u>Females</u>	<u>Total</u>
	<u>113752</u>	<u>117737</u>	236589
Died in Province	25559	25719	
Returned to India	15085	13133	
Left otherwise	<u>2474</u>	<u>1340</u>	
	<u>71592</u>	<u>40250</u>	<u>53771</u>
			<u>157211</u>
			178425

There are approximately 20,500 Indians (Men) employed in the Provinces, out of a population of 30,400 (Men) Indian Immigrants, and in addition to these many are farming on their own account and carrying on other trades.

The majority of these employed are working in the following industries :-

Sugar	6500
Tea	600
Coal	500
Railways	450
Corporate Bodies	2830
Public Workers	24
Other Industries	6200

The average wages paid to Indian labourers on the Estates, is between 45/- and 60/- per month, including food, accommodation, medical attention and medicines free of charge.

A number of Indians are employed in the Boot and Shoe Industry, Clothing Industry and as Hotel and Tea Room Waiters and Shop Assistants, and receive wages in accordance with Industrial Council agreements.

There are fourteen Coal Mines employing Indians.

The number of Indians employed and residing on the Coal Mines and allied industries are given in the Returns sent to me :-

<u>Men</u>	<u>Women</u>	<u>Children</u>	<u>Total</u>
559	346	1002	1907

Deaths at the Coal Mines reported to me are :-

<u>Men</u>	<u>Women</u>	<u>Children</u>	<u>Total</u>
15	3	10	28

giving a death rate of 15.00 per thousand, which is 1.00 per thousand higher than last year.

The wages paid to Indians employed on the Mines remain about the same - 1/6d. to 2/6d. per shift, with food, quarters, medical attention and medicines, free of charge. A few Indians employed in key positions and handymen received salaries ranging between 20 and 225 per month.

The amount deposited by Indians with the Mine Stores Ltd. (Natal) at 31st December, 1959, was £157.14. 6. There were 16 Depositors.

The following give the Birth-rate and Death-rate amongst the Indian Immigrant population in the Province (introduced at Public Expense) for the last ten years.

Year	Population	Births	Deaths	Birth-rate	Death-rate
1929	158604	7522	1832	54.25	13.21
1930	142979	7145	1969	49.97	13.77
1931	146683	7571	2181	51.61	12.86
1932	147516	6318	3017	42.82	20.45
1933	150920	6513	2139	43.15	14.17
1934	152645	7036	2417	46.09	15.85
1935	157006	7503	2522	47.78	16.06
1936	164777	8048	2523	48.84	15.31
1937	170562	8322	2415	48.79	14.15
1938	176177	8129	2316	46.12	13.13
1939	182433	8755	2553	48.01	14.02




UKZN
Gandhi-Luthuli
Documentation
Centre

I have not had any complaints of ill-treatment from any of the Indians working on the Estates.

The accommodation for Indian workers on the Estates and Coal Mines is being gradually improved, and new barracks on many Estate are being erected. The present high prices of building materials will no doubt retard the progress being made.

The Union Health Department has adopted a vigorous policy in regard to the housing conditions on the Estates which are still backward in improving the living conditions of their employees.



UKZN
Gandhi-Luthuli
Documentation
Centre

The following are the particulars of those returned

Ship and Date of Departure	Condition	U.	F.	M.	G.	IR.	IC.	SOULE	N.	F.	B.	G.	IR.	IC.	SOULE	TOTAL
"Saipingo" 5/1/53	Assisted Emigration	3	3	12	4	1	5	17
"Saipingo" 15/6/53	Assisted Emigration	3	4	4	3	1	.	15	15
"Saipingo" 15/7/53	Assisted Emigration	1	1	1
"Saipingo" 16/1/53	Assisted Emigration	10	UKZN	10	1	1	11
		22	7	4	3	1	.	37	6	1	7	44

Documentation Centre

RETURN INDIA

The preceding Return gives the number
of Indian Immigrants who returned to India as :-

Men	Women	Children	Total
26	8	8	44

These were all sent to India under the provisions of Section 6 of Act 22 of 1914, as amended by Section 11 of Act 37 of 1927, and Section 18 of Act 45 of 1931.

In addition to these :-

Men	Women	Children	Total
59	13	8	80

other than Indian Immigrants from different parts of the Union were sent to India under the Assisted Emigration Scheme, making a total of 124 souls sent to India under this Scheme.

The average savings taken by the Indian Immigrants returning to India for the last five years are as follows :-

1935	215.12. 8
1936	217. 8. 9
1937	224.24. 5
1938	225.13. 4
1939	229. 3. 5

SUMMARY OF TRUSTEES' ACCOUNTS FOR 1941.

	Men	Women	Boys	Girls	Infant		Total
					Boys	Girls	
Madras Indians	22	7	4	3	1	.	37
Calcutta "	6	1	7
	<u>28</u>	<u>8</u>	<u>4</u>	<u>3</u>	<u>1</u>	<u>.</u>	<u>44</u>

Before leaving the Province, the Trustees declared their savings to be as follows :-

Cash..... £ 750. 0. 0
 Jewellery..... £ 110. 0. 0
£ 860. 0. 0

Madras India Co.:

Cash..... £ 644. 0. 0
 Jewellery..... £ 75. 0. 0
£ 719. 0. 0

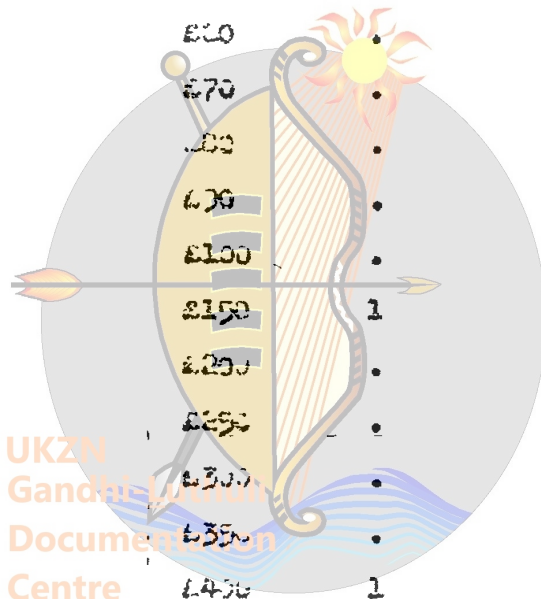
Calcutta India Co.:

Cash..... £ 85. 0. 0
 Jewellery..... £ 15. 0. 0
£ 100. 0. 0

UKZN
 Gandhi Luthuli
 Documentation
 Centre

The classification of the Savings in the Province of Natal of the Indian Emigrants who returned to India during the year, is as follows :-

	<u>SAVINGS</u>	<u>INDIA</u>	<u>CALCUTTA</u>	<u>TOTAL</u>
Under	£5	1	.	1
"	£10	2	.	2
"	£20	2	.	2
"	£35	3	.	3
"	£40	.	1	1
"	£50	.	.	.
"	£60	.	1	1
"	£70	.	.	.
"	£80	.	.	.
"	£100	.	.	.
"	£150	1	.	1
"	£200	.	.	.
"	£250	.	.	.
"	£300	.	.	.
"	£350	.	.	.
"	£400	1	.	1
Over	£400	.	.	.



There are still a large number of un-employed Indians, especially in and around the Urban Areas. The South African Railways & Harbours Administration has stated that the Railways can now absorb additional labourers to increase the number of Indians employed on the Railways from the present number of 467 to approximately 1,500. In addition, employment is offered to Indians on Vattle Plantations, and it is hoped the Indians will take advantage of this offer of employment in the healthy surroundings in the Vattle districts.

Coal Mines are also anxious to increase their numbers of Indian workers, but I regret to report that Indians are not taking advantage of the offers in this respect.

There were 24 Indians employed on the Durban Municipal Relief Works.

A large number of Indian children of school going age are unable to obtain education owing to the shortage of school facilities. The Superintendent of Education (Natal) has kindly supplied me with the following particulars of Indian children attending schools :-

Government Schools

Boys	4407	
Girls	1332	5739

Government Aided Schools

Boys	13154	
Girls	5916	19070
		<u>24880</u>

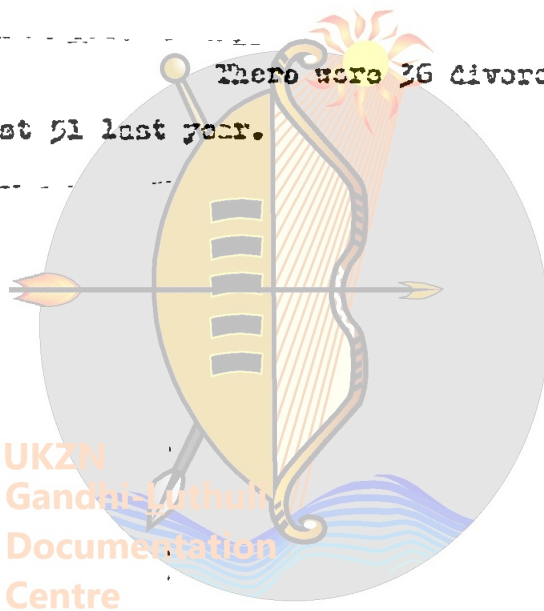
which is an increase of 1556 viz: 360 boys and 596 girls on last year's figures.

MARRIAGES AND DIVORCES

The number of marriages registered during the year was 1434, being 78 more than last year.

Registered by the Protector	925
Registered by the Magistrate	411
Christian Marriages	42
Relief Act Marriages	43
	<u>1434</u>

There were 36 divorces during the year against 51 last year.



DECEASED ESTATES

I have administered 70 new Estates for the Master of the Supreme Court, besides other Estates I am still administering under Section 69 of Law 25 of 1901.

The financial transactions for deceased Estates and various sundry depositors are as follows :-

Receipts during the year	£ 3800.12. 1
Paid to heirs and repayment of deposits etc.	£ 5000.13.11

At the 31st December, 1957, the balance to credit of deceased Estates and deposits was £2061. 2. 4, and the amount deposited in the Post Office Savings Bank in trust for minors was £2215. 8. 7.

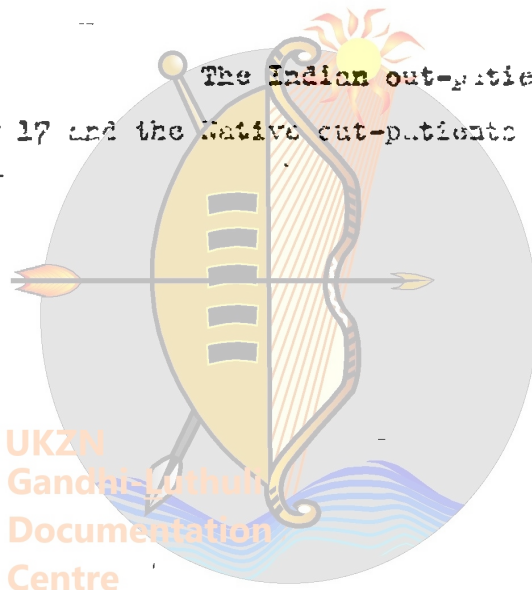
UKZN
Gandhi Luthuli
Documentation
Centre

MEDICAL

The general health of the Indian population has been very good during the year. The death-rate of 14.02 per thousand was slightly higher than last year.

1000 Indians were treated in the Bureau Hospitals during the year, and 8869 out-patients were attended to. In addition to these, 1555 Native patients were treated and 2165 Native out-patients attended to.

The Indian out-patients have increased by 17 and the Native out-patients by 1.



REVENUE ACCOUNT

The following face value documents have been issued during the year, and the value in revenue has been paid into Revenue Account, Stamp Duties and Fees Union :-

Discharge Certificates	117 @ 2/-	234. 0. 0	
" "	5 @ 5/-	25. 0. 0	
" "	500 @ 1/-	<u>500. 0. 0</u>	769. 0. 0
Colonial Born Passes	107 @ 2/-	214. 0. 0	
" " "	3110 @ 5/-	15550. 0. 0	
" " "	501 @ 1/-	<u>501. 0. 0</u>	1665. 0. 0
Marriage Certificates	505 @ 2/6	43. 2. 6	
Divorce "	13 @ 2/6	1. 12. 0	
Birth "	2053 @ 1/6	273. 19. 0	
Death "	375 @ 1/6	<u>62. 19. 0</u>	337. 14. 0
			<u>6139. 0. 0</u>
Surplus Cash			4.
In addition Fees of Office paid by Revenue Stamps amounted to ...			<u>42. 0. 0</u>
			<u>6181. 0. 0</u>

UKZN
Gandhi Luthuli
Documentation
Centre

This is 6200. 0. 0 more than last year.

REPORT FOR EMPLOYMENT, AGES AND
BLIND WIDOWS

At the 31st December, 1959, there were 2355 Indians receiving grants of 10/- per month, under the above heading. 1715 of these reside in the Urban Magisterial District and were paid their grants by the Protector of Indian Immigrants. The remainder 630 reside in other Magisterial Districts and were paid their grants by the Magistrates concerned. The number of Indians receiving this grant has increased by 725 during the year.



STAFF

I regret to have to record the death of Indian Clerk and Interpreter J.L. MATHAN, who died on the 50th March, 1939, after faithfully serving the Department for 26 years. J.L. Mathan was replaced by Indian Clerk and Interpreter THOMAS MATHAN, who was appointed to the fixed establishment on the 1st October, 1939.

All members of the Staff have loyally and efficiently carried out their duties.

I have the honour to be,

Sir,

Your obedient servant,

UKZN
Gandhi Luthuli
Documentation
Centre


RECEIVED PROJECTS

List of Diseases treated in Central hospitals and Number of Deaths.

	DURBAN DEPOT		ESPERANZA		STANGER		TOTALS	
	Cases	Deaths	Cases	Deaths	Cases	Deaths	Cases	Deaths
General Diseases:								
Typhoid Fever			7		10		17	
Relapsing Fever								
Malaria, Acute and Chronic			3		42	2	45	2
Small Pox								
Measles			1				1	
Scarlet Fever								
Whooping Cough					1		1	
Diphtheria and Croup					1		1	
Influenza	152		17		15	1	184	1
Asiatic Cholera								
Cholera Nostras								
Dysentery	30		10		5		45	
Plague								
Leprosy								
Erysipelas			1				1	
Other epidemic diseases								
Purulent Infection and Septicæmia			1	1	17		18	1
Anthrax								
Tetanus			1	1	1		2	1
Pellagra								
Beri-beri								
Tuberculosis of Lungs	8	15	0	2	4	1	12	21
Tuberculosis, other forms	1		1		4		6	
Rickets								
Syphilis					1		1	
Gonococcus Infection			3		1		4	
Cancer, and other malignant tumours	1						1	
Other Tumours					3		3	
Acute Articular Rheumatism	14		4		5		23	
Chronic Rheumatism and Gout	11						11	

