

REPORT OF THE
 PROTECTOR OF INDIAN IMMIGRANTS
 FOR THE YEAR ENDED
 31st DECEMBER, 1932.

Protector of Indian Immigrant's Office,
 Durban. Natal.

8th March 1933

THE HONOURABLE THE MINISTER FOR THE INTERIOR.

Sir,

I have the honour to submit for the information of His Excellency the Governor General for the Union of South Africa, and for transmission to the Right Honourable the Secretary of State for the Colonies, and to the Government of India, the following Report for the year ended 31st December, 1932, upon Indian Immigrants in the Province.

UKZN
 Gandhi Luthuli
 Documentation
 Centre

I. ARRIVALS.

There were no arrivals during the year, emigration to Natal having been stopped by the Indian Act of 1911.

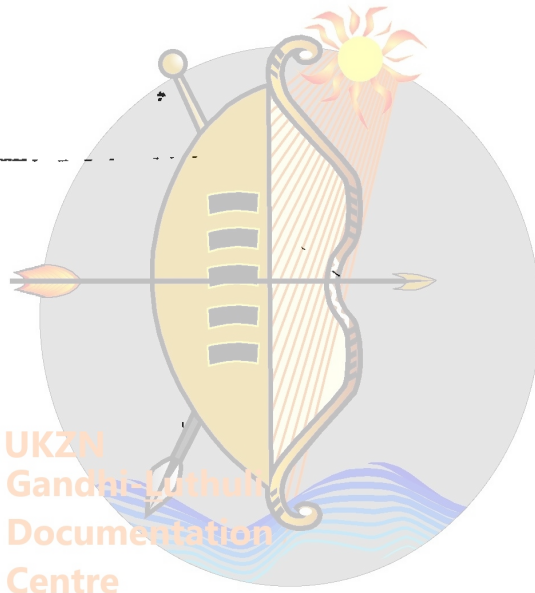
II. BIRTHS.

The number of Births registered during the year was:-

Males	3260
Females	<u>3055</u>
	<u>6315</u>

being twelve hundred and fifty three less than last year, and giving a Birth rate of 42.82 per thousand.

This is the lowest Birth rate since 1915.



III. HEALTH AND DEATHS

The number of Deaths reported for the year is:-

	<u>Men</u>	<u>Women</u>	<u>Children</u>	<u>Total</u>
1932	921	924	1172	3017
1931	696	650	635	2181

being an increase of 836 and giving a Death rate of 20.45 per thousand, the highest since 1911.

The high Death rate is accounted for by the Malaria Epidemic, and this was responsible for 1186 deaths, giving a Death rate of 8.05 per thousand, and if the deaths from Malaria are deducted it leaves a normal Death rate of 12.39 per thousand.

The majority of deaths were from the following diseases:-

Bronchitis	101	this year	against	116	in 1931
Dysentery	77	"	"	50	" "
Enteric	12	"	"	13	" "
Enteritis	64	"	"	92	" "
Influenza	16	"	"	23	" "
Malaria	1186	"	"	386	" "
Pneumonia	398	"	"	303	" "
Phthisis	19	"	"	15	" "
Diarrhoea	16	"	"	29	" "
Tuberculosis	156	"	"	179	" "
Suicide	14	"	"	5	" "

IV. INCREASE AND DIMINUTION OF POPULATION

The following figures show the approximate number of Indians in the Colony on the 31st December, 1932, introduced under the provisions of the Law regulating such introduction, and the descendants of such Indians:-

Estimated number at 31st December, 1931.		146683
Add Births in 1932		<u>6216</u>
		153001
Less died during the year	3017	
Returned to India	<u>2468</u>	<u>2468</u>
		<u>147316</u>

Of this total the following is the classification:-

	<u>Men</u>	<u>Women</u>	<u>Children</u>	<u>Total</u>
Free Indians	35039	23145	66311	147495
Non-industrialized Indians	<u>21</u>			<u>21</u>
	35060	23145	66311	147316

INDIAN POPULATION

The following return shows approximately the number of Indians who have arrived in Natal under indenture and the descendants of such Indians born in the Colony since the first Indians landed in November, 1860, to the 31st December, 1932:-

	<u>Males</u>	<u>Females</u>	<u>Total</u>
Introduced	10639	4802	15441
Died in the Province	<u>2474</u>	<u>1225</u>	
Returned to India	4683	1973	
Left Otherwise	<u>1813</u>	<u>2171</u>	15010
	8187	3043	31031

Of those born in the Province:-

	<u>Males</u>	<u>Females</u>	<u>Total</u>
	6127	2093	15220
Died in the Province	<u>1207</u>	<u>1500</u>	
Returned to India	1240	1274	
Left Otherwise	<u>277</u>	<u>133</u>	6675
	3307	3378	147316

The following give the Birth-rate and Death-rate among the Indian Immigrant Population in the Province (Introduced at public expense) for the last ten years:-

Year	Population	Births	Deaths	Birth-rate	Death-rate
1922	116725	6113	1542	50.96	12.982
1923	120891	5910	1573	46.88	13.01
1924	123193	6248	2170	50.71	17.61
1925	125556	6170	1802	49.14	14.35
1926	129080	7331	1805	56.79	13.98
1927	131890	6165	1660	46.85	12.62
1928	132322	7388	1720	55.85	12.99
1929	136604	7522	1832	54.26	13.21
1930	142979	7145	1969	49.97	13.77
1931	146683	7571	2131	51.61	12.66
1932	147510	6318	5017	42.82	20.15
1933	155,000	6513	4179	43.17	14.17

UKZN
Gandhi Luthuli
Documentation
Centre

V. LABOUR

There were only twenty one Indians (Males)
under re-indenture at the 31st December, 1932:-

	Men	Women	Children	Total
1931	123	19	.	142
1932	21	.	.	21
Decrease of	102	19	.	121

There are approximately 17,000 Indians (men)
employed in the Province out of a population of 35,818 (men)

The majority are employed as follows:-

Sugar	6064	
Tea	394	
Coal	637	
Railways	610	
Corporate Bodies	2223	
Other Industries & Domestic Servants	5526	1,304

UKZN The average rate of wages for Indians who
re-indentured is 42/60. per month, including food, accommodation,
medical attention and medicine, free of charge.

VI. COAL MINES.

The number of Coal Mines employing Indians is 15.

The number of Indians employed on the Coal Mines as given in the returns sent to me is:-

<u>Men</u>	<u>Women</u>	<u>Children</u>	<u>Total</u>
617	405	1103	2125

Deaths reported are:-

<u>Men</u>	<u>Women</u>	<u>Children</u>	<u>Total</u>
7	5	11	23

giving a death rate of 10.82 per thousand.

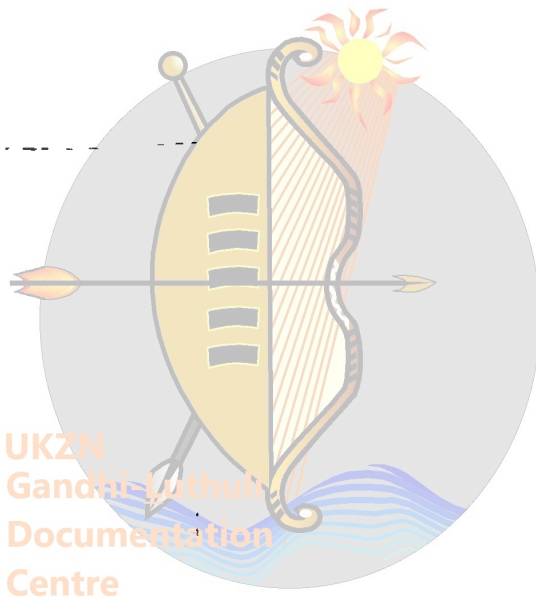
The amount deposited by the Indians with the Mine Stores Ltd. (Natal) at the 31st December, 1952, was Rs44. 9. 0 by 37 depositors.

The wages of Indians employed on the Mines remain about the same, 1/6d. to 2/6d. per shift with food, medicine, medical attention and quarters free.

VII. EMPLOYMENT AND UNEMPLOYMENT

There have been no complaints from any of the Estates during the year.

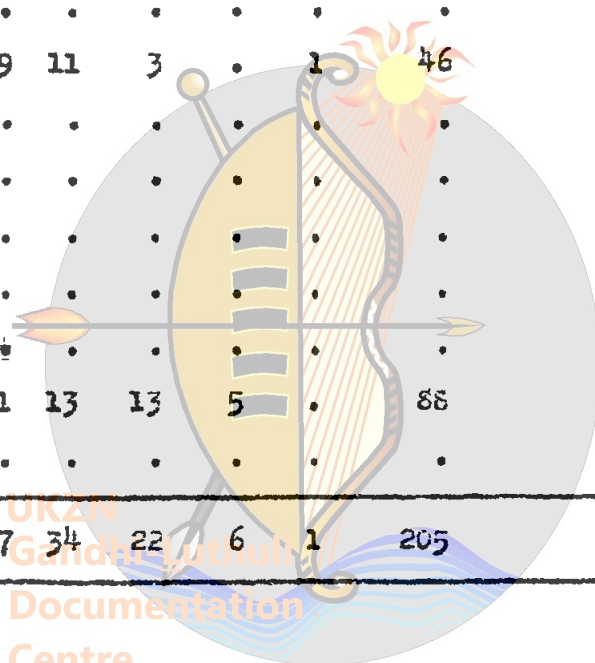
A number of Indians have been discharged by some of the Estates, and have resorted to India under the Assisted Emigration scheme. Owing to this many Indians have been thrown out of employment, and the number of unemployed is becoming very large.



of those returned

No.	SOULS	M.	F.	B.	G.	Infant		SOULS	GRAND TOTAL
						B.	H.		
3	263	21	11	4	1	.	.	37	300
.	3	3
24	515	16	6	6	5	1	.	34	549
.	2	2
4	173	173
.
14	419	22	9	11	3	.	1	46	465
.	1	1
4	150	150
.
24	615	615
.
5	122	36	21	13	13	5	.	88	210
.
78	2263	95	47	34	22	6	1	205	2468

UKZN
Gandhi Luthuli
Documentation
Centre



VIII. RETURN SHIPS 1932

The following are the particulars of those returned

Description	M.	F.	B.	G.	Infant		SOULS	M.	F.	B.	G.	Infant	
					B.	G.						B.	G.
ed Emigration	104	59	33	50	14	3	263	21	11	4	1	.	.
ed	2	.	1	.	.	.	3
ed Emigration	205	113	81	76	16	24	515	16	6	6	5	1	.
ed	2	2
ed Emigration	66	40	23	34	6	4	173
ed
ed Emigration	169	99	63	67	7	14	419	22	9	11	3	.	1
ed	1	1
ed Emigration	58	34	26	22	6	4	150
ed
ed Emigration	213	157	107	99	15	24	615
ed
ed Emigration	44	28	20	20	5	5	122	36	21	13	13	5	.
ed
	864	530	354	368	69	78	2263	95	47	34	22	6	1

VIII. RETURN

The following are the part

Steamship and Date of Departure	Description	M.	F.	B.	(
S.S. "Umzumbi" 24th February, 1932	Assisted Emigration	104	59	33	50
	Entitled	2	.	1	.
S.S. "Umona" 15th June, 1932	Assisted Emigration	205	113	81	70
	Entitled	2	.	.	.
S.S. "Luxmi" 16th June, 1932	Assisted Emigration	66	40	23	34
	Entitled
S.S. "Umona" 1st September, 1932	Assisted Emigration	169	99	63	67
	Entitled	1	.	.	.
S.S. "Luxmi" 19th September, 1932	Assisted Emigration	58	34	26	22
	Entitled
S.S. "Umona" 16th November, 1932	Assisted Emigration	213	157	107	99
	Entitled
S.S. "Kathiawar" 18th November, 1932	Assisted Emigration	44	28	20	20
	Entitled
		664	530	354	368

VIII. RETURN IMMIGRS

The preceding Return gives the number of Indian immigrants who returned to India as:

<u>Men</u>	<u>Women</u>	<u>Children</u>	<u>Total</u>
959	577	932	2468

of this number only:

<u>Men</u>	<u>Women</u>	<u>Children</u>	<u>Total</u>
5	-	1	6

were returned to India by the Indian Immigration Bureau as entitled to free passage after completing their term of re-indenture.

The remainder:

<u>Men</u>	<u>Women</u>	<u>Children</u>	<u>Total</u>
954	577	931	2462

were sent to India under the provisions of Section 6 of Act No. 22 of 1914, as amended by Section 11 of Act 77 of 1917, and Section 18 of Act No. 45 of 1921.

In addition to these:

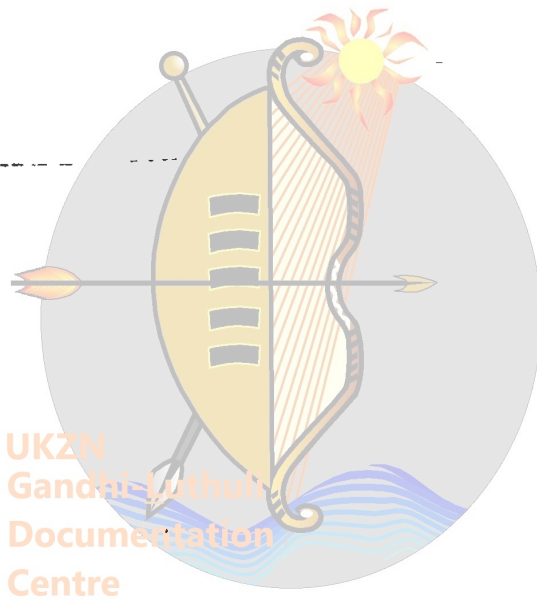
<u>Men</u>	<u>Women</u>	<u>Children</u>	<u>Total</u>
285	64	75	422

other than Indian immigrants from different parts of the Union were sent to India under the Assisted Migration Scheme, making a total of 2890 souls sent to India under this Scheme.

VIII. RETURNS INDIANS (Contd.)

The average savings taken by Indians returning to India for the last five years, are as under:-

1928	₹ 6.15. 0
1929	₹ 10.13. 6
1930	₹ 11.10. 9
1931	₹ 9.12. 7
1932	₹ 7.17.10



SUMMARY OF THOSE RETURNED TO INDIA

	Men	Women	Boys	Girls	Infant Boys	Girls	Total
Madras Indians	864	530	354	368	69	75	2263
Calcutta Indians	95	47	34	22	6	1	205
	959	577	388	390	75	79	2468

Before leaving the Province, the Indians declared their savings to be as follows:-

Cash.....	£ 25665. 0. 0
Jewellery.....	£ 26459. 0. 0
	<hr/>
	£ 52124. 0. 0
	<hr/>

MADRAS INDIANS

Cash.....	£ 5019. 0. 0
Jewellery.....	£ 5521. 0. 0
	<hr/>
	£ 10540. 0. 0
	<hr/>

UKZN
Gandhi-Luthuli
Documentation
Centre

CALCUTTA INDIANS

Cash.....	£ 646. 0. 0
Jewellery.....	£ 635. 0. 0
	<hr/>
	£ 1281. 0. 0
	<hr/>

The classification of the Savings in the Province of the Indian Immigrants who returned to India during the year, is as follows:-

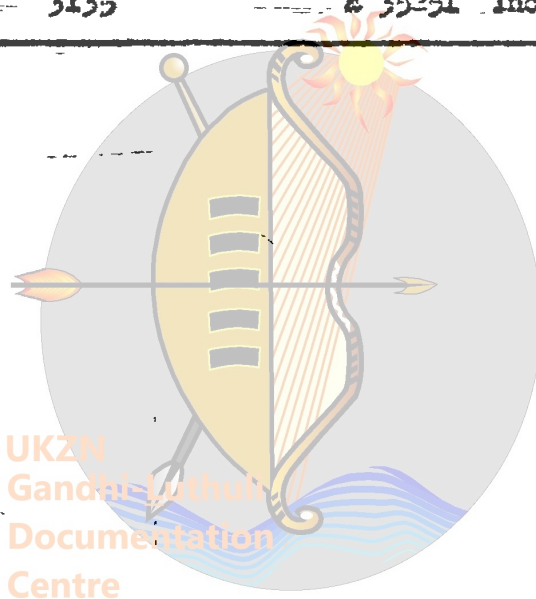
	SAVINGS	MADRAS	CALCUTTA	TOTAL
Under	£5	41	7	48
"	£10	30	3	33
"	£20	29	2	31
"	£30	20	3	23
"	£40	16	3	19
"	£50	5	.	5
"	£60	6	2	8
"	£70	3	.	3
"	£80	3	.	3
"	£90	5	.	5
"	£100	4	.	4
"	£150	7	1	8
"	£200	2	.	2
"	£250 IN	1	.	1
"	£300	.	.	.
"	£350	.	.	.
Over	£400	1	.	1

Gandhi-Luthuli
Documentation
Centre

IX. GOVERNMENT SAVINGS BANK

The Controller of the Government Savings Bank has kindly furnished me with the following particulars:-

	Indian Depositors	Amounts Deposited	Average
1931	10867	£170775	£16. 9. 0
1932	7732	£143524	£18.11. 2
Decrease	3135	£ 35251 Increase	£ 2. 2. 2



UKZN
Gandhi-Luthuli
Documentation
Centre

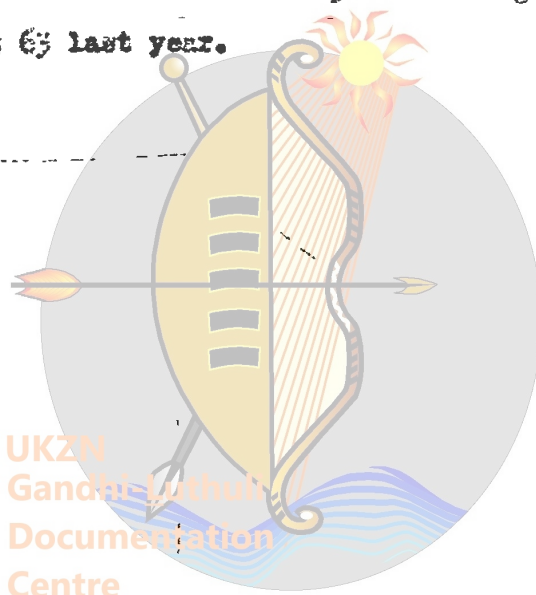
X. MARRIAGES AND DIVORCE.

The number of marriages registered this year were 652 against 1344 last year.

Registered by the Protector	652
Registered by the Magistrates	203
Christian Marriages	27

	652

There were 43 divorces granted during the year against 63 last year.



UKZN
Gandhi-Luthuli
Documentation
Centre

XI. DECEASED ESTATES

I have dealt with 22 new Estates this year, in addition to the Estates which were in my hands before the passing of Act 15 of 1931, as I am acting for the Master in small Intestate Estates.

The financial transactions are as follows:-

Receipts for the year	£ 463. 4. 1
Paid to Heirs etc.	£1496. 0. 6

At the 31st December, 1932, the balance to the credit of Deceased Estates was £2401.15.4 and the amount deposited in the Post Office Savings Bank in trust for minors etc. was £4180. 3. 4.

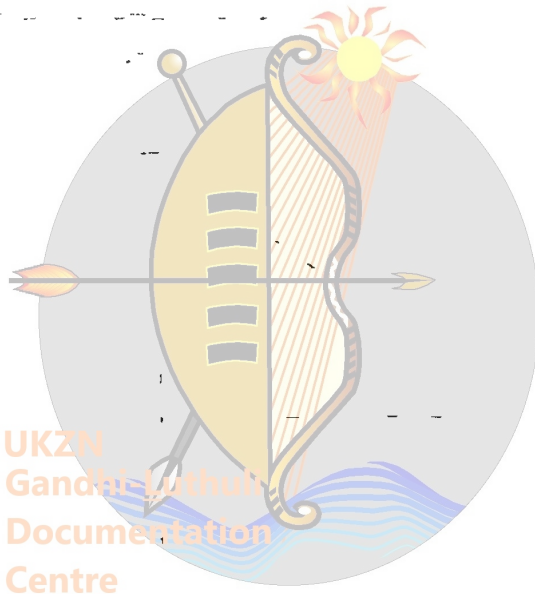
Administration Fees collected were
£99.9.2.

UKZN
Gandhi-Luthuli
Documentation
Centre

III. MEDICAL.

The health of the Indians has been good during the year, with the exception of the Malaria epidemic, which accounted for 1188 deaths.

1899 cases were treated in the Bureau Hospitals during the year, an increase of 1022 on last year, and 2472 out-patients were attended to. In addition to these 1497 Natives were treated in the hospitals, being an increase of 83 cases, and 186 out-patients were attended to.




**XIII. COMPLAINTS BY EMPLOYEES AGAINST
UNDISCIPLINED AND UNLAWFUL NATURE**

Fig.

270 Discharge Certificates and 2155 Colonial Born Passes were issued during the year, bringing in Revenue of £742. This entails a great amount of work in identifying the applicants. Revenue Stamps to the value of £154 were affixed to various documents.

Many Indians still come to us to settle their differences and for advice.



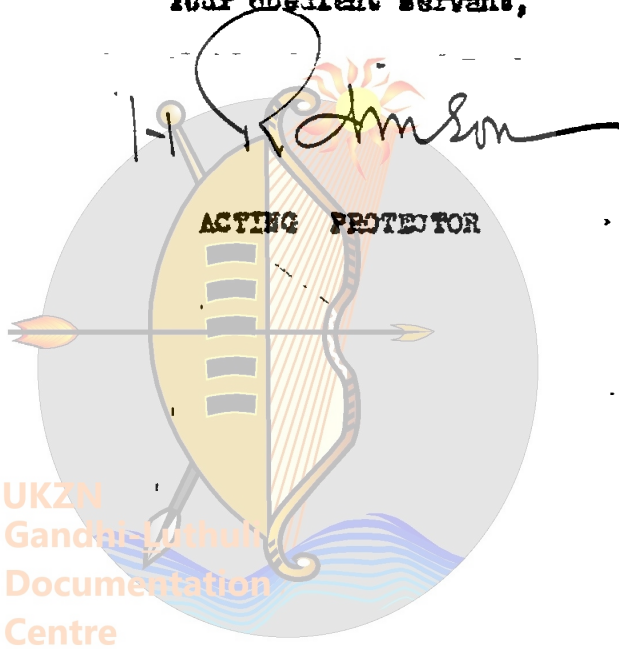
XIV. STAFF

The Staff remains the same, and have all carried out their duties loyally.

I have the honour to be,

Sir,

Your obedient servant,



**LIST OF DISEASES TREATED IN CENTRAL HOSPITALS
AND NUMBER OF DEATHS.**

	DURBAN (DEPOT)		ESPERANZA		STANGER				TOTAL	
	Cases	Deaths	Cases	Deaths	Cases	Deaths	Cases	Deaths	Cases	Deaths
General Diseases:										
Typhoid Fever			29	2	3	1			32	
Relapsing Fever										
Malaria, Acute and Chronic	120	6	466	15	574	35			1160	
Small Pox										
Measles										
Scarlet Fever										
Whooping Cough										
Diphtheria and Croup										
Influenza	45	1	55						100	
Asiatic Cholera										
Cholera Nostras										
Dysentery	9	1	12		58	13			79	
Plague										
Leprosy					1				1	
Erysipelas										
Other epidemic diseases										
Purulent Infection and Septicæmia					15	3			15	
Anthrax										
Tetanus										
Pellagra										
Beri-beri										
Tuberculosis of Lungs	8	3	1	1	12	5			21	
Tuberculosis other forms			1	1	3	1			4	
Rickets										
Syphilis					1				1	
Gonococcus Infection	1		2						3	
Cancer, and other malignant tumours			1	1					1	
Other Tumours										
Acute Articular Rheumatism	2		4		1				7	
Chronic Rheumatism and Gout										

UKZN
Gandhi Luthuli
Documentation
Centre

**LIST OF DISEASES TREATED IN CENTRAL HOSPITALS
AND NUMBER OF DEATHS.**

	DURBAN (DKPOT)		ESPERANZA		STANGER		Cases	Deaths	Cases
	Cases	Deaths	Cases	Deaths	Cases	Deaths			
<i>Brought forward</i>	185	11	571	20	668	58			1424
<i>General Diseases—continued</i>									
Diabetes									
Exophthalmic Goitre									
Leucaemia									
Anæmia Chlorosis			1	1					1
Other general diseases									
Alcoholism (acute and chronic)									
<i>Diseases of Nervous System and of Organs of Special Sense:</i>									
Simple Meningitis, including Cerebro-Spinal- Fever, Locomotor Ataxia									
Other diseases of the Spinal Cord									
Cerebral Hæmorrhage, Apoplexy	4								4
Paralysis, without specified cause	2	2	1						3
General Paralysis of the Insane			1						1
Other forms of Mental Alienation									
Epilepsy	2								2
Convulsions (non-puerperal)									
Convulsions of Infants					1	1			1
Neuralgia and Neuritis					11				11
Other diseases of the Nervous System					1				1
Diseases of the Eyes, and their annexa	10		3		2				15
Diseases of the Ears	2				1	1			3
<i>Diseases of the Circulatory System:</i>									
Pericarditis					1				1
Acute Endocarditis									
Organic Diseases of the Heart	8	4	1		4	2			13
Diseases of Arteries, Atheroma, Aneurysmic			1						1
Embolism and Thrombosis									
Hæmorrhoids, Phlebitis									
Diseases of the Veins (Varices)					1				1



**LIST OF DISEASES TREATED IN GENERAL HOSPITALS
AND NUMBER OF DEATHS.**

	DURBAN (DEPOT)		ESPERANZA		STANGER				TOTALS	
	Cases	Deaths	Cases	Deaths	Cases	Deaths	Cases	Deaths	Cases	Deaths
<i>Brought forward</i>	185	11	571	20	668	58			1424	89
General Diseases—continued:										
Diabetes										
Exophthalmic Goitre										
Leucaemia										
Anæmia Chlorosis			1	1					1	
Other general diseases										
Alcoholism (acute and chronic)										
Diseases of Nervous System and of Organs of Special Sense:										
Simple Meningitis, including Cerebro-Spinal-Fever, Locomotor Ataxia										
Other diseases of the Spinal Cord										
Cerebral Hæmorrhage, Apoplexy	4								4	
Paralysis, without specified cause	2	2	1						3	
General Paralysis of the Insane			1						1	
Other forms of Mental Alienation										
Epilepsy	2								2	
Convulsions (non-puerperal)										
Convulsions of Infants					1	1			1	
Neuralgia and Neuritis					11				11	
Other diseases of the Nervous System					1				1	
Diseases of the Eyes, and their annexa	10		3		2				15	
Diseases of the Ears	2				1	1			3	
Diseases of the Circulatory System:										
Pericarditis					1				1	
Acute Endocarditis										
Organic Diseases of the Heart	8	4	1		4	2			13	
Diseases of Arteries, Atheroma, Aneurysmic			1						1	
Embolism and Thrombosis										
Hæmorrhoids, Phlebitis										
Diseases of the Veins (Varices)					1				1	



