

1107/474.

REPORT OF THE
PROTECTOR OF INDIAN IMMIGRANTS
FOR THE YEAR ENDED
31st DECEMBER, 1930.

Protector of Indian Immigrants' Office,
Durban. Natal.

10th March 1931

THE HONOURABLE THE MINISTER FOR THE INTERIOR.

Sir,

I have the honour to submit for the information of His Excellency the Governor General for the Union of South Africa, and for transmission to the Right Honourable the Secretary of State for the Colonies, and to the Government of India, the following Report for the year ended 31st December, 1930, upon Indian Immigrants in the Province.

I. ARRIVALS.

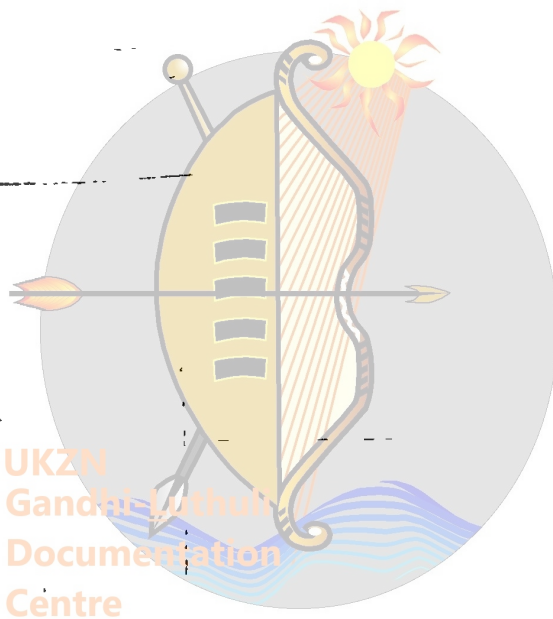
There were no arrivals during the year, Emigration to Natal having been stopped by the Indian Act of 1911.

11. BIRTHS

The number of Births registered during the year was:-

Males	<u>3584</u>
Females	<u>3561</u>
	<u>7145</u>

being three hundred and seventy seven less than last year, and giving a Birth rate of 49.97 per thousand.



III. HEALTH AND DEATHS

The number of deaths reported for the year is:-

	Men	Women	Children	Total
1930	612	567	790	1969
1929	526	511	795	1832

being an increase of 137 and giving a death rate of 13.77 per thousand.

The majority of deaths were from the following diseases:-

Bronchitis	113	this year against	127	in	1929
Dysentery	46	"	"	"	38 " "
Enteris	10	"	"	"	15 " "
Enteritis	92	"	"	"	98 " "
Influenza	23	"	"	"	58 " "
Malaria	357	"	"	"	218 " "
Pneumonia	254	"	"	"	253 " "
Phthisis	17	"	"	"	22 " "
Diarrhoea	17	"	"	"	10 " "
Tuberculosis	163	"	"	"	189 " "
Suicide	.	"	"	"	2 " "

IV. INCREASE AND DECREASE OF POPULATION.

The following figures show the approximate number of Indians in the Colony on the 31st December, 1930, introduced under the provisions of the Law regulating such introduction, and the descendants of such Indians:-

Estimated number at 31st December, 1929		138604
Add Births in 1930		<u>7145</u>
		145749
Less died during the year	1969	
Returned to India	<u>501</u>	<u>2770</u>
		<u>142979</u>

Of this total the following is the classification:-

	Men	Women	Children	Total
Free Indians	36210	24859	81651	142720
Re-Indentured Indians	<u>247</u>	<u>12</u>	<u>1</u>	<u>259</u>
	36457	24871	81651	142979

INDIAN POPULATION OF NATAL

The following return shows approximately the number of Indians who have arrived in Natal under indenture, and the descendants of such Indians born in the Colony since the first Indians landed in November, 1860, to the 31st December, 1930:-

	Males	Females	Total
Introduced	<u>104619</u>	<u>48022</u>	152641
Died in the Province	23586	13595	
Returned to India	45735	19343	
Left Otherwise	<u>12513</u>	<u>2471</u>	<u>117243</u>
	81834	35409	35398

Of those born in the Province:-

	Males	Females	Total
Died in the Province	<u>84169</u>	<u>84222</u>	168391
Returned to India	16520	18044	
Left Otherwise	11236	11188	
	<u>2474</u>	<u>1348</u>	<u>6050</u>
	30230	30580	107581
			<u>142979</u>

The following give the Birth-rate and Death-rate among the Indian Immigrant Population in the Province (Introduced at public expense) for the last ten years:-

Year	Population	Births	Deaths	Birth-rate	Death-rate
1920	117048	5599	1679	47.84	13.22
	Influenza		132		1.12
1921	118346	5622	1878	47.50	14.06
	Influenza		214		1.80
1922	118725	6113	1542	50.96	12.988
1923	120891	5910	1573	48.88	13.01
1924	123193	6248	2170	50.71	17.61
1925	125555	6170	1802	49.14	14.35
1926	129080	7331	1805	56.79	13.98
1927	131890	6165	1660	46.88	12.62
1928	132322	7388	1720	55.83	12.99
1929	138604	7522	1832	54.26	13.21
1930	142979	7145	1969	49.97	13.77
	146683	7871	2181	51.61	14.86

V. LABOUR.

Only fifty two men re-indentured during the year, a decrease of three hundred and fourteen on last year's figures of three hundred and sixty six.

The number under re-indenture on the 31st December, 1930, was:-

	<u>Men</u>	<u>Women</u>	<u>Children</u>	<u>Total</u>
1930	247	12	.	259
1929	366	.	.	366
Decrease of	119	.	.	107

There are approximately 22,000 Indians employed in the Province (Men) out of a population of 36,147 (Men)

The majority are employed as follows:-

Sugar	9267
Coal Mines	951
Tea	470
S.A. Railways	854
Corporate Bodies	2000
Other Industries & Domestic Servants	7500

The average rate of wages for Indians who re-indentured is 42/6d. per month, including food, accommodation, medical attention and medicines, free of charge.

VI. COAL MINES.

The number of Coal Mines employing Indians is 18.

The number of Indians employed on the Coal Mines as given in the returns sent to me is:-

<u>Men</u>	<u>Women</u>	<u>Children</u>	<u>Total</u>
951	563	1360	2874

Deaths reported are:-

<u>Men</u>	<u>Women</u>	<u>Children</u>	<u>Total</u>
9	5	7	21

giving a death rate of 7.30 per thousand.

The amount deposited by the Indians with the Mine Stores Ltd. (Natal) at the 31st December, 1950, was £1415.17. 3 by 188 depositors.

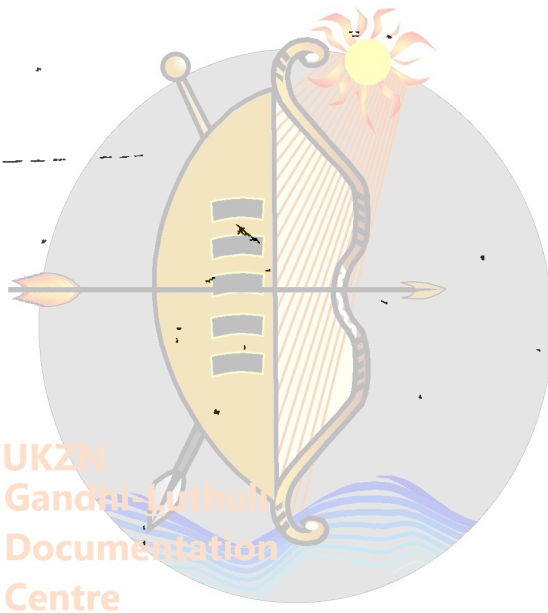
The wages of Indians employed on the Mines remain the same, 1/6d. to 2/6d. per shift with food, medicine, medical attention and quarters free.

VII. EMPLOYER AND EMPLOYEE.

The relations between Employer and Employee are very satisfactory, no serious complaints have been made to me.

The larger Estates have schools for the children of their employees, and on five of the larger Estates there are 554 children attending school and 16 teachers.

The barracks referred to in my Report last year are still in the same state.



1930

of those returned.

CALCUTTA

RAE

G.	Infants		SOULS	M.	F.	B.	G.	Infants		SOULS	GRAND TOTAL
	B.	G.						B.	G.		
1	.	.	3	3
.	.	.	1	1
9	5	5	251	14	9	4	5	1	2	35	286
.	.	.	6	2	2	8
22	6	3	178	9	5	5	.	.	1	20	198
.	.	.	4	4
10	2	2	89	10	7	6	5	2	2	34	123
.	.	.	4	4
17	3	2	145	10	9	4	6	1	.	30	175
.	.	.	1	1
89	16	12	680	45	30	21	16	4	5	121	801

UKZN
Gandhi Luthuli
Documentation
Centre

VIII. RETURN SHIPS 1930

The following are the particulars of those returned.

MADRAS

Ship and Date of Departure	Description					Infants		SOULS
		M.	F.	B.	G.	B.	G.	
Arora	Assisted Emigration	.	1	1	1	.	.	3
February, 1930.								
Ararapara	Assisted Emigration	1	1
February, 1930								
Arumbi	Assisted Emigration	107	55	40	39	5	5	251
March, 1930	Entitled	6	6
Arumbi	Assisted Emigration	87	32	28	22	6	3	178
April, 1930	Entitled	4	4
Arumbi	Assisted Emigration	42	16	17	10	2	2	89
September, 1930	Entitled	3	1	4
Arumbi	Assisted Emigration	69	37	15	17	3	2	143
September, 1930	Entitled	1	1
		320	142	101	89	16	12	680

UKZN
Gandhi Luthuli
Documentation
Centre

The following are the particulars

Steamship and Date of Departure	Description	M.	F.	B.
S.S. "Karoo" 13th January, 1930.	Assisted Emigration	.	1	
S.S. "Karapara" 24th February, 1930	Assisted Emigration	1	.	
S.S. "Unzumbi" 22nd March, 1930	Assisted Emigration	107.	55	40
	Entitled	5	.	
S.S. "Unzumbi" 28th June, 1930	Assisted Emigration	57	32	20
	Entitled	4	.	
S.S. "Unzumbi" 6th September, 1930	Assisted Emigration	42	16	1
	Entitled	3	1	
S.S. "Unzumbi" 6th December, 1930	Assisted Emigration	69	37	1
	Entitled	1	.	

 320 142 10

VIII. RETURN INDIANS.

The preceding Return gives the number of Indian Immigrants who returned to India as:

<u>Men</u>	<u>Women</u>	<u>Children</u>	<u>Total</u>
365	172	264	801

of this number only:

<u>Men</u>	<u>Women</u>	<u>Children</u>	<u>Total</u>
16	1	.	17

were returned to India by the Indian Immigration Bureau as entitled to Free Passage after completing their term of reindenture.

Of the remainder:

<u>Men</u>	<u>Women</u>	<u>Children</u>	<u>Total</u>
349	171	264	784

were sent to India under the provisions of the Assisted Emigration Scheme, Act 31 of 1927.

In addition to these:

<u>Men</u>	<u>Women</u>	<u>Children</u>	<u>Total</u>
185	22	20	227

other than Indian Immigrants from different parts of the Union were sent to India under the Assisted Emigration Scheme, making a total of 1028 souls sent to India under the Assisted Emigration Scheme.

VIII. RETURN INDIANS (Contd.)

The average savings taken by Indians returning to India for the last five years, are as under:-

1926	£10. 5.10	per	adult
1927	£ 9. 5. 6	"	"
1928	£ 6.15. 0	"	"
1929	£10.18. 6	"	"
1930	£11.10. 9	"	"




UKZN
Gandhi-Luthuli
Documentation
Centre

SUMMARY OF THOSE RETURNED TO INDIA

	Men	Women	Boys	Girls	Infant Boys	Infant Girls	Total
Madras Indians	320	142	101	89	16	12	680
Calcutta "	45	30	21	16	4	5	121
	<u>365</u>	<u>172</u>	<u>122</u>	<u>105</u>	<u>20</u>	<u>17</u>	<u>801</u>

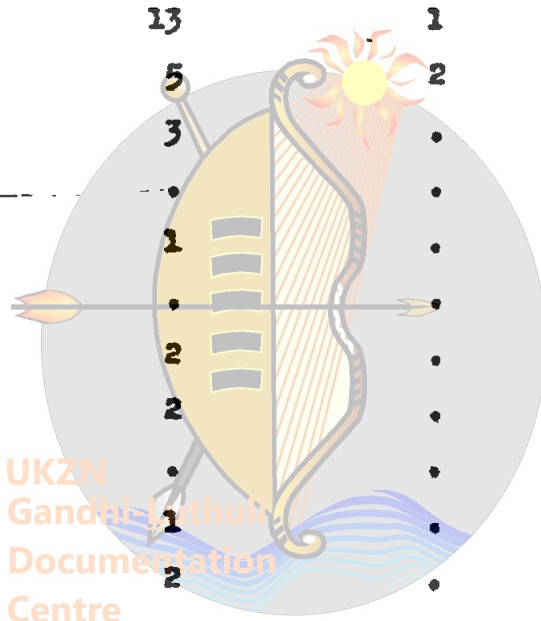
Before leaving the Province the Indians declared their Savings to be as follows:-

Cash.....	£3783
Jewellery.....	£2195
	<u>£5978</u>
<u>Madras Indians.</u>	
Cash.....	£3029
Jewellery.....	£1928
	<u>£4957</u>
<u>Calcutta Indians.</u>	
Cash.....	£ 754
Jewellery.....	£ 267
	<u>£1021</u>



The classification of the savings in the province of the Indian Immigrants who returned to India during the year, is as follows:-

	<u>SAVINGS</u>	<u>MADRAS</u>	<u>CALCUTTA</u>	<u>TOTAL</u>
Under	£5	10	2	12
"	£10	10	4	14
"	£20	8	3	11
"	£30	13	3	16
"	£40	13	1	14
"	£50	5	2	7
"	£60	3	.	3
"	£70	.	.	.
"	£80	1	.	1
"	£90	.	.	.
"	£100	2	.	2
"	£150	2	.	2
"	£200	.	.	.
"	£250	1	.	1
"	£300	2	.	2
"	£350	1	.	1
Over	£400	.	1	1

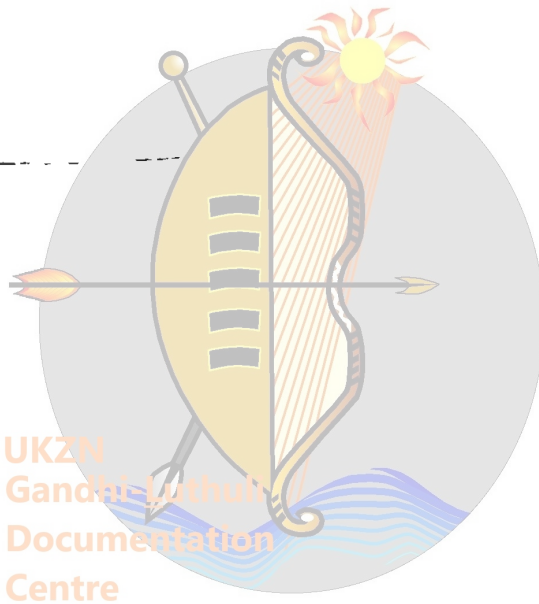


UKZN
Gandhi Yithuli
Documentation
Centre

IX. GOVERNMENT SAVINGS BANK

The Controller of the Government Savings Bank has kindly furnished me with the following particulars:-

	Indian Depositors	Amounts Deposited	Average
1929	6852	£ 143017	£ 20. 1. 0
1930	7737	£ 145900	£ 18.17. 1
Increase	885	£ 2883	

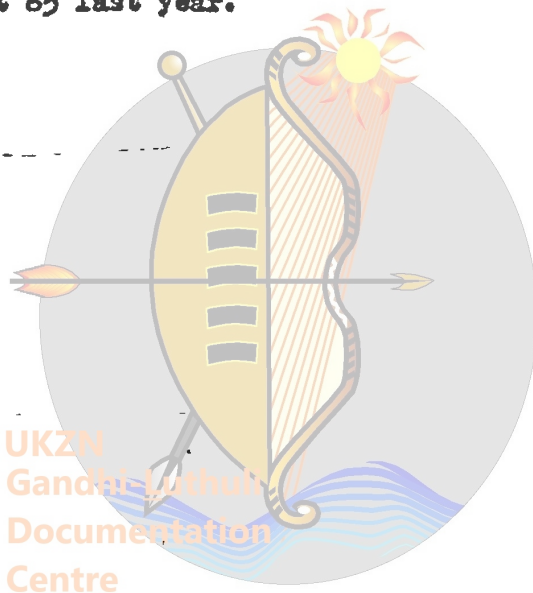


I. MARRIAGES AND DIVORCES

The number of marriages registered this year were 1221 against 2363 last year.

Registered by the Protector	844
Registered by the Magistrates	361
Christian Marriages	<u>16</u>
	<u>1221</u>

There were 49 divorces granted during the year against 85 last year.



XI. DECEASED ESTATES

I have dealt with 132 new Estates this year.

The financial transactions are as follows:-

Receipts for the year	£ 4111. 7. 9
Paid to heirs etc. in Natal	£ 3931. 0. 7

At the 31st December, 1930, the balance to the credit of Deceased Estates was £4276.10.2 and the amount deposited in the Post Office Savings Bank in trust for Minors etc, was £3303.4.1.

Landed property to the value of £9514.12. 0 was transferred to heirs etc.

Administration Fees collected amount to £174.15.2.

UKZN
Gandhi-Luthuli
Documentation
Centre

XII. MEDICAL.

The health of the Indians in the up country districts has been very good, also on the Coast with the exception of a severe epidemic of Malaria which extended from Zululand to Umzinto and the South Coast; it was especially severe at Stanger, Tongaat and Verulam where the Indian Immigration Bureau Hospitals were taxed to their utmost extent.

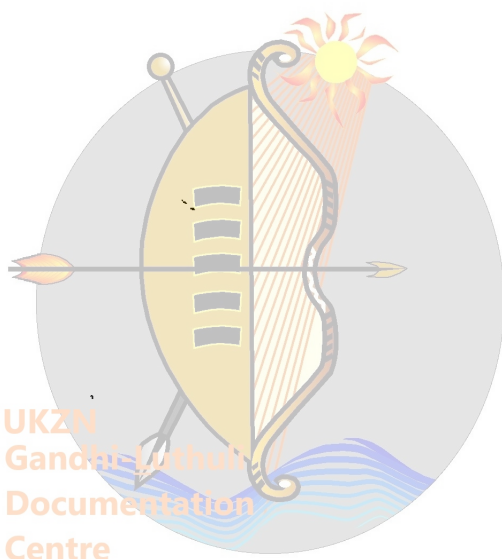
One thousand one hundred and eighty eight cases were treated in the Bureau Hospitals during the year, and two thousand four hundred and ten outpatients were attended to. In addition to these Indians, four European and one thousand eight hundred and four Natives were treated in the hospitals, and one hundred and one Native outpatients were attended to.



UKZN
Gandhi-Luthuli
Documentation
Centre

**XIII. COMPLAINTS BY EMPLOYERS AGAINST
IMMIGRANTS AND THEIR NATURE:-**

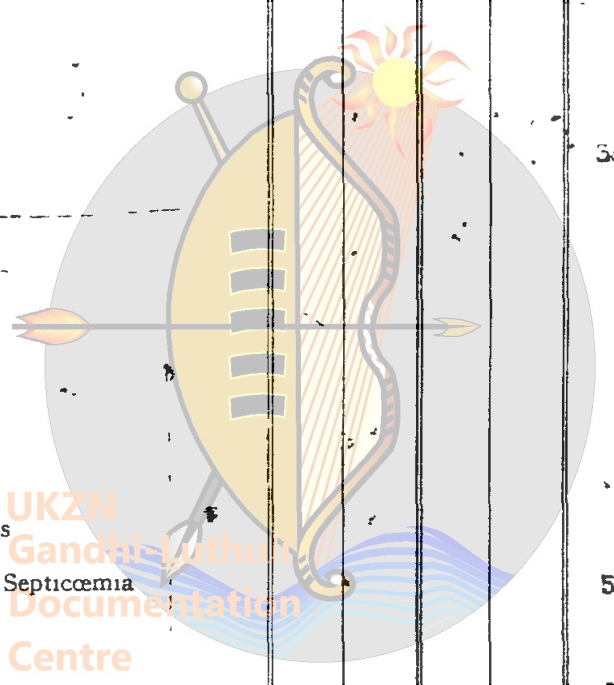
XII.



UKZN
Gandhi Luthuli
Documentation
Centre

LIST OF DISEASES TREATED

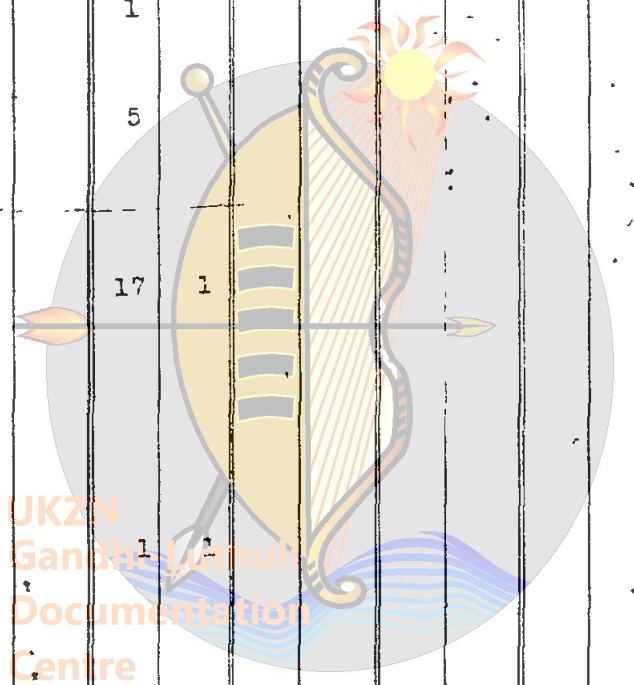
	AVOCA		AMATIKULU		DURBAN DEPOT		ESTCOURT		ESPE
	Cases	Deaths	Cases	Deaths	Cases	Deaths	Cases	Deaths	Cases
General Diseases :									
Typhoid Fever					2	1			3
Relapsing Fever									
Malaria, Acute and Chronic					45	1			90
Small Pox									
Measles									
Scarlet Fever									
Whooping Cough									1
Diphtheria and Croup									
Influenza					38	1			5
Asiatic Cholera									
Cholera Nostras									
Dysentery									17
Plague									
Leprosy									
Erysipelas									
Other epidemic diseases									
Purulent Infection and Septicæmia					5				1
Anthrax									
Tetanus					1				
Pellagra									
Beri-beri									
Tuberculosis of Lungs					5	2			
Tuberculosis, other forms									
Rickets									
Syphilis									
Gonococcus Infection					2				
Cancer, and other malignant tumours					1				
Other Tumours									
Acute Articular Rheumatism					7				
Chronic Rheumatism and					2				



UKZN
Gandhi-Luthuli
Documentation
Centre

OF DISEASES TREATED IN CENTRAL HOSPITALS AND

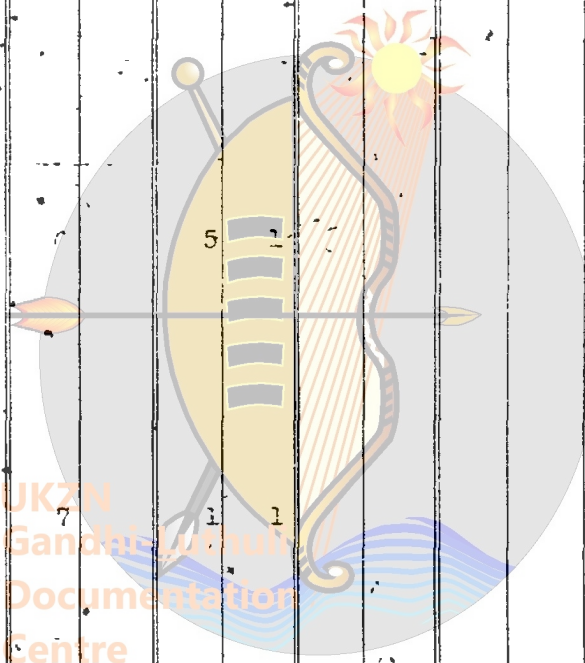
IMATIKULU	DURBAN DEPOT		ESTCOURT		ESPERANZA		EMPANGENI		ELANDS-LAAGTE		ISIPINGO		LADYSMITH		P.M.BURG	
	Cases	Deaths	Cases	Deaths	Cases	Deaths	Cases	Deaths	Cases	Deaths	Cases	Deaths	Cases	Deaths	Cases	Deaths
		2	1			6										
		43	1			89	2									
						1										
		38	1			5										
						17	1									
		5				1										
		1														
		5				3										
						3										
		1				2										
		2														



UKZN
Gandhi Institute
for Health Sciences
Documentation
Centre

CASES AND NUMBER OF DEATHS.

MONTH	P.M.BURG		PORT SHEPSTONE		STANGER		TONGAAT		TALANA		VERULAM		TOTALS	
	Cases	Deaths	Cases	Deaths	Cases	Deaths	Cases	Deaths	Cases	Deaths	Cases	Deaths	Cases	Deaths
					337	20	150	15						
					1								2	
													43	1
													2	0
													14	0
													1	
					7	3	1	1					16	8
					1	1							2	1
					3		2	1					6	1
					4								6	
					1								1	
					1								14	
													5	




XIV. STAFF.

The Staff remains the same, and have all carried out their duties loyally.

I have the honour to be,

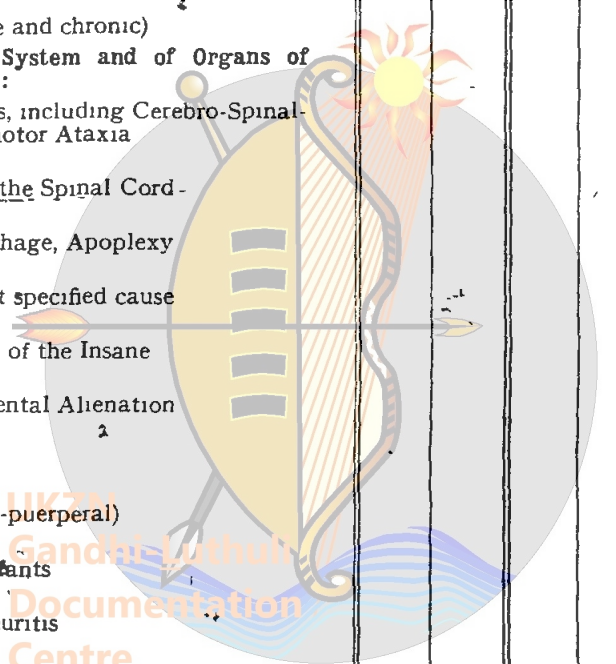
Sir,

Your obedient servant,



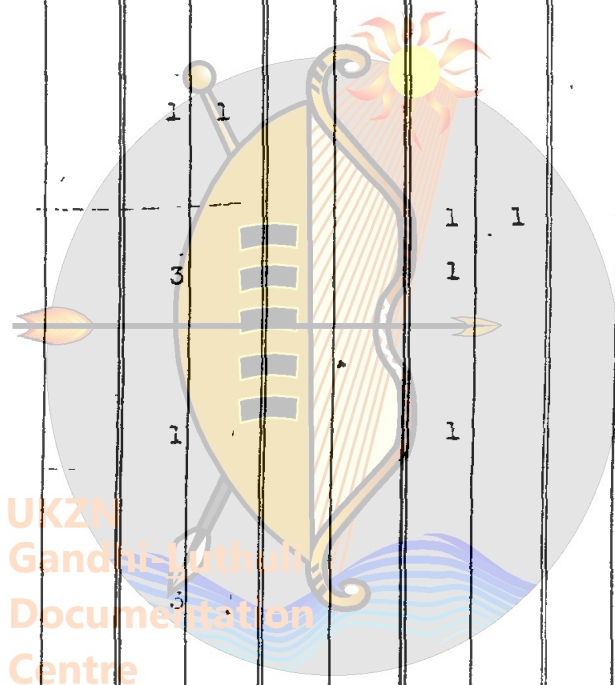
LIST OF DISEASES TRI

	AYOCA		AMATIKULU		DURBAN DEPOT		ESTCOURT	
	Cases	Deaths	Cases	Deaths	Cases	Deaths	Cases	Deaths
<i>Brought forward</i>					200	5		
General Diseases—continued								
Diabetes								
Exophthalmic Goitre								
Leucaemia								
Anæmia Chlorosis								
Other general diseases					2			
Alcoholism (acute and chronic)								
Diseases of Nervous System and of Organs of Special Sense:								
Simple Meningitis, including Cerebro-Spinal-Fever, Locomotor Ataxia					1	1		
Other diseases of the Spinal Cord—								
Cerebral Hæmorrhage, Apoplexy								
Paralysis, without specified cause					3			
General Paralysis of the Insane								
Other forms of Mental Alienation								
Epilepsy					1			
Convulsions (non-puerperal)								
Convulsions of Infants								
Neuralgia and Neuritis					3			
Other diseases of the Nervous System								
Diseases of the Eyes, and their annexa					17			
Diseases of the Ears					4			
Diseases of the Circulatory System:								
Pericarditis								
Acute Endocarditis					1			
Organic Diseases of the Heart					3	3		
Diseases of Arteries, Atheroma, Aneurysmic								
Embolism and Thrombosis								
Hæmorrhoids, Phlebitis								
Diseases of the Veins (Varices)								



LIST OF DISEASES TREATED IN CENTRAL HOSPITAL

AYOCHA		AMATIKULU		DURBAN DEPOT		ESTCOURT		ESPERANZA		EMPANGENI		ELANDS-LAAGTE		ISIPINGO	
Cases	Deaths	Cases	Deaths	Cases	Deaths	Cases	Deaths	Cases	Deaths	Cases	Deaths	Cases	Deaths	Cases	Deaths
				106	5			154	6						
								1							
				2				1							
				1	1										
				3				1	1						
				1				1							
				17				1							
				1											
				5											



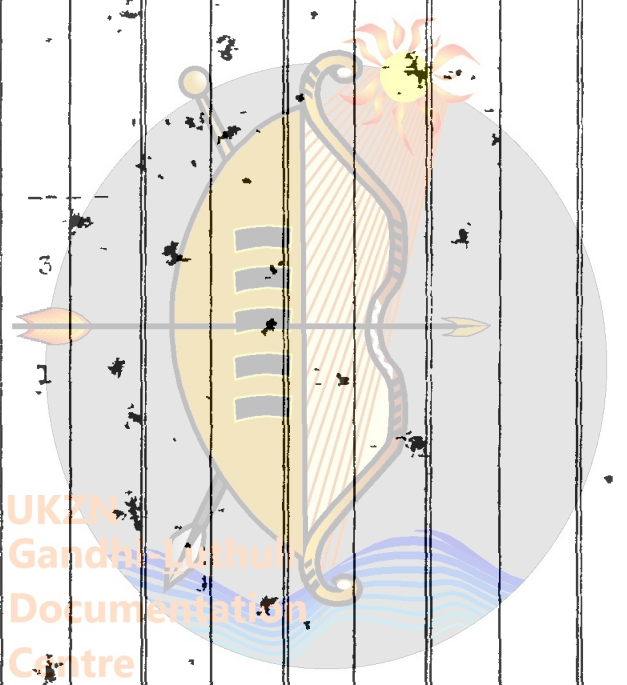
ard

Organs of
ro-Spinal-

smetic

S AND NUMBER OF DEATHS.

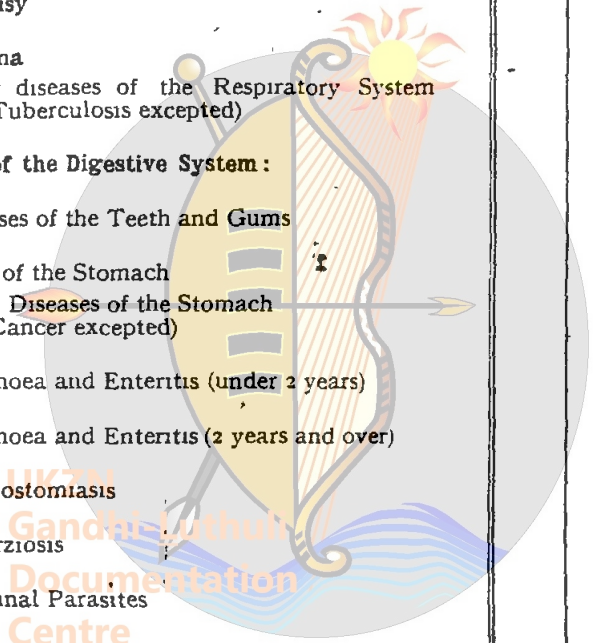
TH	P.M.BURG		PORT SHEPSTONE		STANCER		TONGAAT		TALANA		VERULAM				TOTALS	
	Cases	Deaths	Cases	Deaths	Cases	Deaths	Cases	Deaths	Cases	Deaths	Cases	Deaths	Cases	Deaths	Cases	Deaths
					375	26	139	19							774	13
															1	
															4	
															2	
															1	1
															1	
					3										7	
					1										1	
															2	
															3	
					1										19	
					1										6	
															1	
					1	1									6	4
															1	



UKZN
Gandhi-Luthuli
Documentation
Centre

LIST OF DISEASES

	AVOCA		AMATIKULU		DURBAN DEPOT	
	Cases	Deaths	Cases	Deaths	Cases	Deaths
<i>Brought forward</i>					1	1
Diseases of the Respiratory System :						
Diseases of the Larynx						
Acute Bronchitis					1	
Chronic Bronchitis						
Broncho-Pneumonia						
Pneumonia						
Pleurisy						3
Asthma						2
Other diseases of the Respiratory System (Tuberculosis excepted)						
Diseases of the Digestive System :						
Diseases of the Teeth and Gums						
Ulcer of the Stomach						1
Other Diseases of the Stomach (Cancer excepted)						
Diarrhoea and Enteritis (under 2 years)						
Diarrhoea and Enteritis (2 years and over)						10
Ankylostomiasis						
Bilharziosis						
Intestinal Parasites						
Appendicitis and Typhlitis						
Hernia, Intestinal Obstructions						1
Other diseases of the Intestines						
Acute Yellow Atrophy of the Liver						1
Cirrhosis of the Liver						
Biliary Calculi						
Other diseases of the Liver						
Diseases of the Spleen						
Simple Peritonitis (non puerperal)						
Other diseases of the Digestive System (Cancer and Tuberculosis excepted)						
Non-Venereal Diseases of the Genito-Urinary System and Annexa :						
Acute Nephritis						1



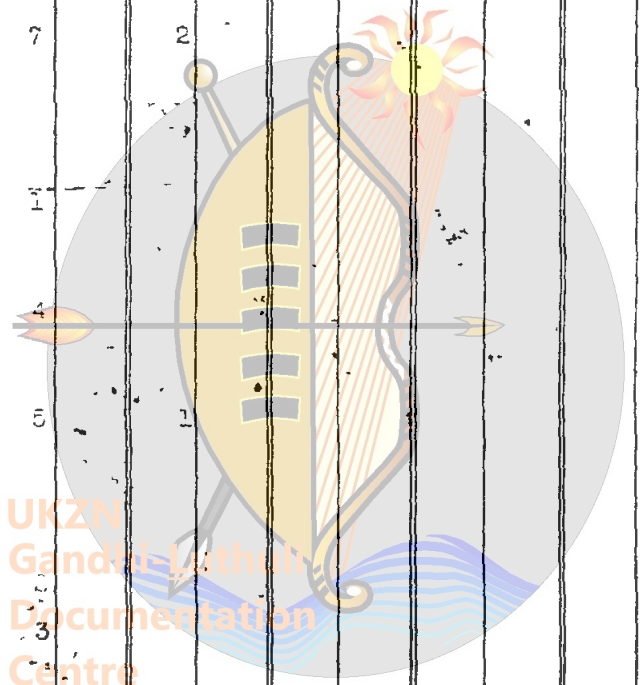
LIST OF DISEASES TREATED IN CENTRAL HOSPITAL

AVOCA		AMATIKULU		DURBAN DEPOT		ESTCOURT		ESPERANZA		EMPANGENI		ELANDS-LAACTE		ISIPINGO		L
Cases	Deaths	Cases	Deaths	Cases	Deaths	Cases	Deaths	Cases	Deaths	Cases	Deaths	Cases	Deaths	Cases	Deaths	C
				141	9			144	7							
								1								
				11	3			6								
								1	1							
								1								
								7	2							
				3				4	2							
				2				2								
				9	1			2								
				13	1			1	1							

UKZN
Gandhi Luthuli
Documentation
Centre

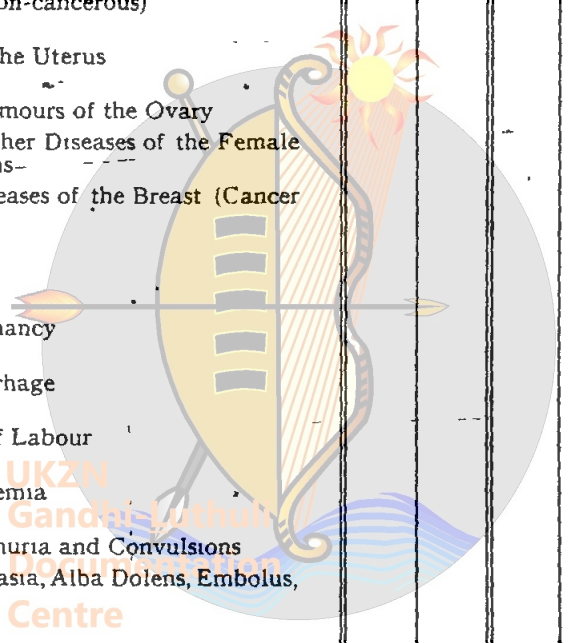
AND NUMBER OF DEATHS.

P.M.BURG		PORT SHEPSTONE		STANGER		TONCAAT		TALANA		VERULAM		TOTALS	
Cases	Deaths	Cases	Deaths	Cases	Deaths	Cases	Deaths	Cases	Deaths	Cases	Deaths	Cases	Deaths
				387	27	159	19					829	62
				7		1						26	3
				5	1							6	2
				4	2	6	1					17	5
				2		1						10	2
				7		2						13	
				1								1	
												2	
				4								6	
				5		1						17	1
				3								4	
				3								3	
				1								1	
							1					1	
				1								2	
				3								6	
				1								1	




LIST OF DISEASES T

	AVOCA		AMATIKULU		DURBAN DEPOT		ESTC
	Cases	Deaths	Cases	Deaths	Cases	Deaths	Cases
<i>Brought forward</i>					17	14	
Non-Venereal Diseases, &c.—continued :							
Other diseases of the Kidneys and Annexa					1	1	
Calculi of the Urinary Passages							
Diseases of the Bladder					2		
Diseases of the Urethra, Urinary Abscesses, etc							
Uterine Hæmorrhage (non-puerperal)							
Uterine tumour (non-cancerous)							
Other diseases of the Uterus							
Cysts and other tumours of the Ovary							
Salpingitis and Other Diseases of the Female Genital Organs—							
Non-puerperal diseases of the Breast (Cancer excepted)							
The Puerperal State :							
Accidents of Pregnancy							
Puerperal Hæmorrhage							
Other Accidents of Labour							
Puerperal Septicaemia							
Puerperal Albuminuria and Convulsions							
Puerperal Phlegmasia, Alba Dolens, Embolus, Sudden Death							
Following Childbirth (not otherwise defined)							
Puerperal diseases of the Breast							
Diseases of the Skin and Cellular Tissue :							
Gangrene							
Furuncle							
Acute Abscess					3		
Scabies							
Other diseases of the Skin and Annexa							
Diseases of the Bones and Organs of Locomotion :							
Diseases of Bones (Tuberculosis excepted)							
Amputations							
Other diseases of the Organs of Locomotion							



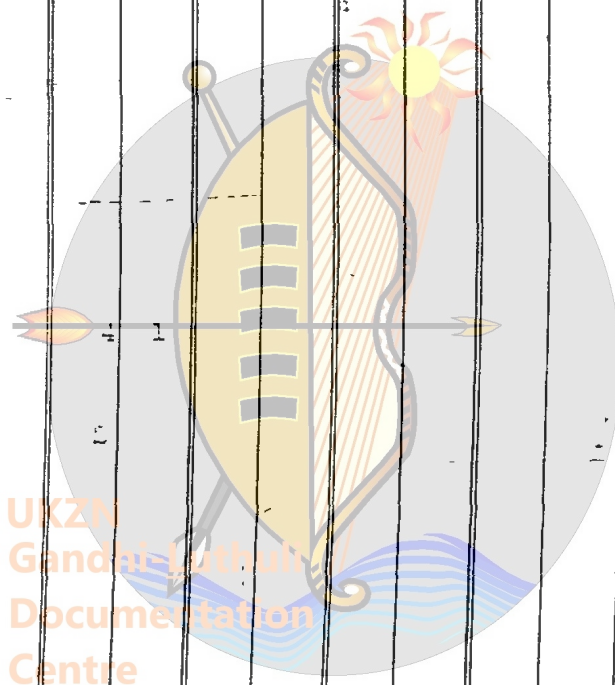
LIST OF DISEASES TREATED IN CENTRAL HOSP

	AVOCA		AMATIKULU		DURBAN DEPOT		ESTCOURT		ESPERANZA		EMPANGENI		ELANDS-LACTE		ISIPINGO	
	Cases	Deaths	Cases	Deaths	Cases	Deaths	Cases	Deaths	Cases	Deaths	Cases	Deaths	Cases	Deaths	Cases	Deaths
					174	14			174	13						
					1	1										
					2											
									1							
					3				6	1						
					2											
										4						



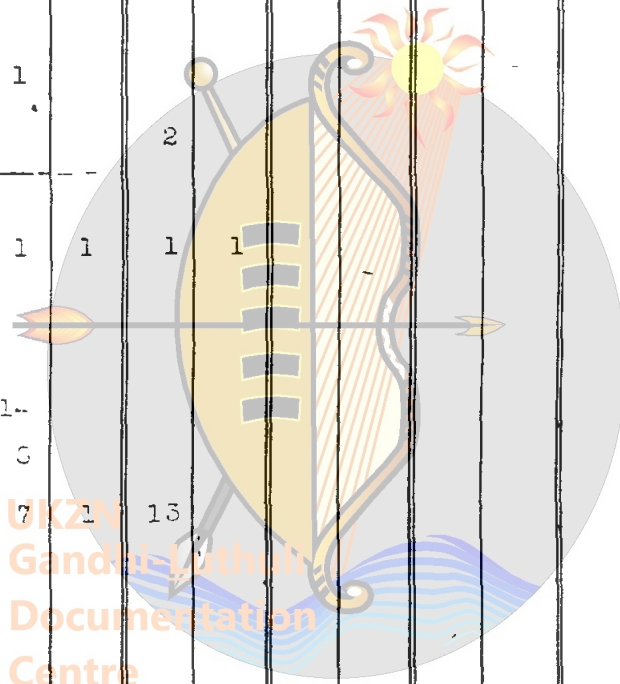
ALS AND NUMBER OF DEATHS.

SMITH	P.M.BURG		PORT SHEPSTONE		STANCER		TONCAAT		TALANA		VERULAM				TOTALS	
	Cases	Deaths	Cases	Deaths	Cases	Deaths	Cases	Deaths	Cases	Deaths	Cases	Deaths	Cases	Deaths	Cases	Deaths
					433	30	172	20							950	77
					3										1	1
															5	
															1	
															2	
															3	
					11	1									1	
															23	
					4										1	
															6	
					1										1	
															4	



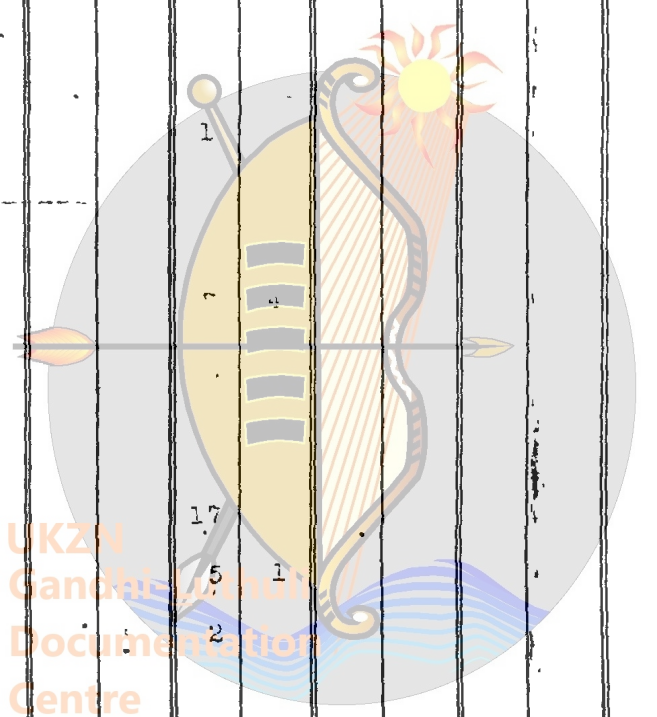
AND NUMBER OF DEATHS.

P.M.BURG		PORT SHEPSTONE		STANCER		TONCAAT		TALANA		VERULAM				TOTALS	
Cases	Deaths	Cases	Deaths	Cases	Deaths	Cases	Deaths	Cases	Deaths	Cases	Deaths	Cases	Deaths	Cases	Deaths
				58	31	172	20							1084	79
						1								1	
														18	7
				1										2	
						2								2	
				1	1	1	1							10	6
				1										1	
				3										35	
						13								25	2
														2	
														83	3
						1								1	



LIST OF DISEASES TREATED IN CENTRAL HOSPITALS AND

DECEASED	AMATIKULU		DURBAN DEPOT		ESTCOURT		ESPERANZA		EMPANGENI		ELANDS-LAAGTE		ISIPINGO		LADYSMITH		P.M.
	Cases	Deaths	Cases	Deaths	Cases	Deaths	Cases	Deaths	Cases	Deaths	Cases	Deaths	Cases	Deaths	Cases	Deaths	
			100	15			192	13									
			18	7													
			80	3			1										



LIST OF DISEASES T

	AVOCA		AMATIKULU		DURBAN DEPOT		ESTC
	Cases	Deaths	Cases	Deaths	Cases	Deaths	Cases
<i>Brought forward</i>					222	18	
Diseases of Early Infancy :							
Congenital Debility, Icterus and Sclerema							
Other diseases peculiar to early infancy							
Lack of Care							
Old Age :							
Senility					18	7	
Affections produced by External Causes :							
Poisoning by Food							
Venomous Bites and Stings							
Other Acute Poisonings							
Conflagration							
Burns (Conflagration excepted)					1		
Accidental Drowning							
Traumatism by Firearms							
Traumatism by Cutting or Piercing Instruments							
Traumatism by Fall in Quarries, and Mines							
" " Machines							
Traumatism by Other crushing (Vehicles, Railways, Landslides, etc)							
Injuries by Animals							
Starvation							
Excessive Cold							
Effects of Heat							
Lightning							
Electricity (Lightning excepted)							
Homicide							
Other External Violence					82	3	
Ill-Defined Diseases :							
Ill-Defined Organic Disease							
Sudden Death							
Disease not Specified or Ill-defined							
No Disease, Feigned Disease							