

Indian Immigration Trust Board of Natal.

D
1107/424

27TH ANNUAL REPORT



AND

AUDITED ACCOUNTS

UKZN
Durban Library
Documentation
Centre

For the Year ended

30th JUNE, 1909.

Indian Immigration Trust Board of Natal

REPORT

FOR THE YEAR JULY 1ST, 1908, TO JUNE 30TH, 1909.

MEMBERS OF THE BOARD.

Mr G RICHARDS was granted leave of absence to visit England 17th July, 1908; he resigned his position as a Member in March, 1909.

The Hon. C. G. SMITH, M.L.C., was granted four months' leave of absence from 1st August, 1908.

Mr. H. C. SHEPSTONE, C.M.G., was appointed one of the Judges in the Dinizulu trial, and was granted leave from the Board from 1st November, 1908.

Colonel G. LEUCHARS, D.S.O., C.M.G., was elected in April, 1909, to fill the vacancy caused by the resignation of Mr. Richards.

Mr. JAS. A. POLKINGHORNE (Government Member) was granted leave from 1st May, 1908, and his place on the Board taken by the Acting Protector of Immigrants, Mr. L. H. MASON.

Sir. J. L. HULETT, K.B., was granted leave from 1st March, 1909.

MEETINGS.

Twelve ordinary Meetings were held during the year; Members attendances being as follows:—

MR. E. G. SAUNDERS (Chairman)	12	Attendances.
MR. G. D. ALEXANDER	11	
MR. G. R. RICHARDS	1	
MR. E. W. HAWKSWORTH	12	
MR. F. REYNOLDS	11	
THE HON. C. G. SMITH	9	
SIR J. L. HULETT, K.B.	7	
MR. H. C. SHEPSTONE, C.M.G.	5	
COLONEL G. LEUCHARS, D.S.O., C.M.G.	3	
MR. JAMES A. POLKINGHORNE	9	
MR. L. H. MASON	2	

Twelve Committee Meetings were held during the year, to which Members were appointed as follows:—

MR. E. G. SAUNDERS	6	Meetings.
MR. G. D. ALEXANDER	1	
MR. G. R. RICHARDS	1	
MR. E. W. HAWKSWORTH	1	
HON. C. G. SMITH	1	
SIR J. L. HULETT, K.B.	1	
MR. H. C. SHEPSTONE, C.M.G.	1	
MR. J. A. POLKINGHORNE	1	

LABOUR SUPPLY.

The balance of 1905 Indent at 30th June, 1908, was	...	6617 men
Allotted	500 men	
Cancelled	6117 „	6617 „

Applications were called for in 1908 when 6734½ men were applied for. Of these there have been allotted 464 „
leaving a balance at June 30th of 6270½ „

Recruiting was suspended from May to December, 1908, and only 4 shipments of Indians have been received during the year under review, with a total of 964 men fit for allotment

During the year the following numbers of Indians have completed their indentures.—

1st Indenture of 5 years	..	2769,	against last year	2768
Re-indentures under Act 17,95	1679	„ „	1579
do. do Act 42/05	298	„ „	—
		<u>4746</u>		<u>4347</u>

An increase of 399 men.

The number of Indians re indenturing was as follows :—

Act 17, 1895,	2044	against	..	1930	last year.
Act 42, 1905,	1236	„	..	629	„ „
	<u>3280</u>			<u>2559</u>	

An increase of 721 men.

RETURN INDIANS.

Eight ships sailed with return Indians during the year, the numbers for Madras and Calcutta being as follows —

Destination.	Males.	Females.	Boys.	Girls.	Infants.		Souls.	Statute Adults.
					B.	G.		
Madras	1391	525	169	88	95	109	2477	2094½
Calcutta	686	213	71	66	43	40	1119	967½
Total	2077	738	240	254	138	149	3596	3062
1907-8	2436	971	330	311	180	168	4396	3727½
Decrease	359	233	90	57	42	19	800	665½

The following table shows the condition of the returning Indians :—

Condition.	Males.	Females.	Boys.	Girls	Infants.		Souls.	Statute Adults
					B.	G.		
Sick and Families ..	378	89	19	26	9	15	536	489½
Act 17, 1895	1623	613	201	209	123	128	2897	2441
Act 42, 1905	76	36	26	19	6	6	163	131½
Total	2077	738	246	254	138	149	3596	3062

The number of Indians entitled to return passage during the year was 4746 men, as against 4347 men last year—an increase of 399 men ; yet the number actually returning was 2077 men (representing 3596 souls), or 399 men (representing 800 souls) less than last year, causing a saving of Passage Money on 665½ adults, = £3993. The percentage of those returning was 43.55 of the men entitled. The number of the Sick and Families shows a reduction of 105 souls, those under Act 17, 1895, a decrease of 704 souls ; while those under Act 17, 1895, show an increase of 71 souls.

ANKYLOSTOMA INFECTION.

In 1908, a number of articles appeared in some sections of the Press on this subject, and a great deal of confusion and alarm arose in consequence of there being no distinction drawn between hook-worm infection (*ankylostoma*) and hook-worm disease (*ankylostomiasis*).

The presence of hook-worm infection is, practically, the normal condition of the majority of native races in all parts of the world ; while the disease is a grave one, limited to certain localities where the conditions are favourable to the growth and spread of the parasite. These conditions do not exist in Natal, but, on the contrary, the natural forces at work are inimical to the parasite.

The Government at first took a calm view of the matter, and in a Minute dated 10th December, 1908, asked that the Board would arrange that Dr. BIRTWELL and Dr. BONNAR, when making their examination of a shipment expected on December 16th " would kindly make a list of all who appear to be suffering from any marked degree of " anaemia, and further arrange that such persons be transferred to the Depot at Shepstone " Street."

But when the *Umlazi* arrived on the 16th December, 1908, it was found that there were no cases of marked anaemia. An examination by the Port Health Officer was made, and all cases where ova of the hook-worm was found were called cases of hook-worm disease, and the whole shipment was detained until 1st February, 1909, for treatment, and some of the individuals for a much longer period, the cost of detention to the Board amounting to about £250.

Following this a Minute dated 25th January, 1909, was received from the Government, forwarding a Minute from the Board of Health, and a Memorandum from the Medical Officer of Health for the Colony, in which it was stated that all Indians should be treated before leaving India, and that examinations of the Indians would be made on arrival, and (it reads),

If the proportion of immigrants examined, in whom evidence is found of the presence of *ankylostoma*, be so high as to indicate that there has been a neglect to take adequate precautions, as recommended, against the importation of infected persons, Government will refuse to permit any of the shipment to be allotted in Natal.

If proof of infection be found in a ratio of 25 or more per cent. of those examined, this will be deemed sufficient evidence of neglect.

If the examination reveal a rate of infection less than 25 per cent., but the results are not satisfactory, the whole shipment will be examined.

The Board thereupon decided to send their Medical Superintendent, Dr. Burton Nicol, to India to investigate Hook-worm infection, and Hook-worm disease, and to institute a system of treating Indians before shipment in India. Dr. Nicol's Report on the subject has been published, and it shows that there is no reason for alarm; and it is hoped the Government will relax the stringency of their rules, as they cause needless hardship to the Indians, interfere with recruiting and cause heavy expense to the Board.

ACCOUNTS.

The summaries on pages 6 to 9 show the comparisons between Revenue and Expenditure for the past two years.

General Fund.—The balance sheet on pages 12 and 13 show a surplus asset £104,834 18s. 1d., but against this must be placed the estimate for Return Passages. Assuming that 40 per cent. of the Indians entitled will claim their passages, the sum required will be £105,846, and this will convert the surplus into a deficit of £1,011 1s. 11d.

The total adverse balance is £4,930 13s. 1d., as shown on the Aggregate Balance Sheet on page 23.

The item Return Passage Fund £44,274 18s. 4d., shown on the General Fund Balance Sheet, page 12, as an asset is really only worth £33,496 16s. 6d., which is the value of Investments in the Return Passage Fund, as the balance of £10,778 1s. 10d. will have to come from General Fund in any case, there being no other source of Revenue for Return Passage Fund. *Vide* Return Passage and Balance Sheet, pages 20 and 21. The Aggregate Balance Sheet, on page 23, is not affected, as advances are not shewn there.

The large decreases in Passage Money and Expenses in India, amounting to £45,918 1s. 7d. is mainly due to the stoppage of immigration last year. During the year under review, only 964 men were introduced, and the Revenue shows a corresponding decrease, £61,420 5s. The decrease in Natal is due mainly to detention of whole shipments at the Bluff and Depot for examination and treatment for hook-worm.

The amounts written off for deaths show a most satisfactory decrease, *i.e.*, from £4,519 10s. in 1907-8 to £1,990 in 1908-9, a decrease of £2,529 10s. or more than 50 per cent.

Reliefs have fallen from £902 5s. last year to £196 10s., a decrease of £705 15s.; the loss in Hospital Fees referred to under "Medical Fund" thus being amply compensated for, and increased hospital efficiency fully justified.

The revenue from Indians re-indenturing under Act 17, 1895, has decreased by £939, though re-indentures have increased by 114 men; the decrease in revenue being due to the lower rate of Instalments for 2nd, 3rd, and subsequent periods of re-indenture.

Revenue from Re-indentures under Act 42, 1905, has increased by £3,364, owing to the large number of Indians re-indenturing under this Act for the first time.

In the table showing the average cost per man, on page 7, it will be noted that the average cost per man has risen in India from £7 1s. 10d. to £10 8s. 8d., and in Natal from £3 7s. 8d. to £14 8s. 3d., due to detentions both in India and Natal on account of hook-worm regulations, and the consequent smaller number of Indians it has been possible to recruit.

Last year the average detention of each shipment was 10 days. Since the Health Board's Regulations came in force the average detention has been 27 days for each ship—apart from the time some of the Indians were kept back as individuals, in some cases as long as three months.

RETURN PASSAGE ACCOUNT.

Expenditure under this head shows a decrease of £2,459 19s. 2d., partly due to the less number of Indians returning, and also to decreased passage money, and less Depot fees. The latter shows a decrease of £1,977 0s. 3d on the previous year. Indians are now kept out of Depot as much as possible until nearer the date of their departure for India.

MEDICAL FUND.

The summary on page 9 shows that Medical Fees have increased by £1,116 2s. for the year, as a result of the increase in the monthly fee from 6d. to 9d. The amount would have been greater but for many estates being brought up to the maximum.

Hospital Fees show a decrease of £89 8s 6d., owing to a reduction in attendance of about 28 per cent. The reduced attendance has been responsible for an increased average cost of 3.67d. per day on each patient. The lower attendance is partly owing to a healthier season, and not to the increased Hospital Fee, but mainly to the fact that on the larger estates competent Compounders are employed to look after the sanitation of the barracks, and render first aid in all minor cases.

The statement on page 17 shows the amount spent on buildings, etc., on the various hospitals during the year.

EDW^{VD} SAUNDERS,
Chairman.

W. STEAD,
Secretary.

UKZN
Gandhi Luthuli
Documentation
Centre

ANALYSED SUMMARY OF GENERAL FUND ACCOUNTS

as Compared with Accounts for previous Year.

Heading.	1907-8.			1908-9			Increase			Decrease.		
<u>CURRENT EXPENDITURE.</u>												
	£	s.	d.	£	s.	d.	£	s.	d.	£	s.	d.
Passage Money and Expenses	37,262	10	11	8,314	6	2	28,948	4	9
Expenses in India— Recruiting, &c	27,030	11	7	10,060	14	9	16,969	16	10
Expenses in Natal— Depot, Office, &c.	12,888	14	9	13,884	13	1	995	18	4
Instalments written off— For Deaths	4,519	10	0	1,990	0	0	2,529	10	0
„ Reliefs	902	5	0	196	10	0	705	15	0
Depreciation— Buildings, &c.	2,399	19	4	2,454	3	0	54	3	8
Total Current Expenditure in connection with in- troduction of Indians .	85,003	11	7	36,900	7	0	48,103	4	7
<u>CAPITAL EXPENDITURE.</u>												
Property	111	6	4	878	9	11	}	760	6	9
Furniture	73	13	3	66	16	5				
Total	184	19	7	945	6	4	760	6	9	.	.	.
<u>REVENUE.</u>												
Allotments (Original Indentures)	85,745	5	0	24,325	0	0	61,420	5	0
Re-Indentures— Act 17, 1895	13,385	5	0	12,446	5	0	939	0	0
Act 42, 1905	5,025	15	0	8,389	15	0	3,364	0	0
Total	104,156	5	0	45,161	0	0	58,995	5	0

UKZN
Gandhi Luthuli
Documentation
Centre

Analysed Summary of Return Passage Fund Accounts

as Compared with Accounts for previous Year.

Heading.	1907-8			1908-9			Increase.			Decrease		
<u>EXPENDITURE.</u>												
	£	s.	d.	£	s.	d.	£	s.	d.	£	s.	d.
Passage Expenses— Passage Money	17,667	2	6	17,582	17	6	84	5	0
Salaries, &c.	2,139	8	1	1,850	11	1	288	17	0
Collection & Despatch of Indians— Clothing, &c.	510	19	5	401	2	5	109	17	0
Depot Fees	3,241	10	6	1,264	10	3	1,977	0	3
Total	23,559	0	6	21,099	1	3	2,459	19	3
Revenue (deducted)	1,358	4	0	1,358	3	11	0	0	1
Actual Total Cost for Re- patriation	22,200	16	6	19,740	17	4	2,459	19	2

SUMMARY OF FOREGOING ANALYSES.

Heading.	1907-8.	1908-9	Increase	Decrease.
EXPENDITURE.	£ s. d.	£ s. d.	£ s. d.	£ s. d.
Introduction of Indians ...	85,003 11 7	36,900 7 0	...	48,103 4 7
Repatriation of time expired Indians ...	22,200 16 6	19,740 17 4	..	2,459 19 2
Total ...	107,204 8 1	56,641 4 4	...	50,563 3 9
Revenue	104,156 5 0	45,161 0 0	...	58,995 5 0
Excess of Expenditure ..	3,048 3 1	11,480 4 4	8,432 1 3	..

COMPARATIVE TABLE

Showing Average Cost—for 3 Years—of Introducing and Repatriating a Male Adult Indian.

Heading	1906-7.	1907-8.	1908-9
<i>Total Number of Male Adults ...</i>	5,133	3,810	964
INTRODUCED.	£ s. d.	£ s. d.	£ s. d.
Passage Expenses—			
Passage Money, &c. ...	8 18 5	9 0 4	8 0 11
Salaries and Gratuities ..	0 16 0	0 15 3	0 11 7
Expenses in India ..	7 5 5	7 1 10	10 8 8
Expenses in Natal ...	2 15 7	3 7 8	14 8 3
Instalments written off for Deaths and Reliefs ..	1 14 3	1 8 5	2 5 4
Depreciation of Property, &c. ...	0 10 2	0 12 7	2 10 10
Total ...	21 19 10	22 6 1	38 5 7
<i>Total Number of Male Adults...</i>	2,195	2,436	2,077
REPATRIATED.	£ s. d.	£ s. d.	£ s. d.
Passage Expenses—			
Passage Money, &c. .	8 18 2	7 8 1	8 13 1
Salaries and Gratuities ..	0 17 5	0 14 7	0 14 0
Collection and Despatch—			
Clothing and Tinware..	0 5 4	0 4 2	0 3 10
Depot Fees ..	0 15 9	1 6 7	0 12 3
Miscellaneous Expenses ..	0 3 8
Total Expenditure ...	11 0 4	9 13 5	10 3 2
Less Revenue	0 14 0	0 11 2	0 13 1
Actual Average Cost	10 6 4	9 2 3	9 10 1

* The higher average rates here are due to the smaller number of Indians arriving, as explained on page 4.

SUMMARY
OF EXPENDITURE & REVENUE OF MEDICAL CIRCLES,
for the Year ended 30th June, 1909.

CIRCLE.	EXPENDITURE			REVENUE			GAIN.			LOSS.		
	£	s.	d.	£	s.	d.	£	s.	d.	£	s.	d.
Avoca	933	2	7	1,054	10	8	121	8	1			
Camperdown	61	6	0	167	7	6	106	1	6			
Durban	298	15	4	959	19	3	661	3	11			
Glencoe (Talana)	1,029	14	3	1,366	19	9	337	5	6			
Howick	301	18	10	232	8	9				69	10	1
Impendhle	70	18	1	43	7	0				27	11	1
Isipingo	868	9	6	1,354	11	6	486	2	0			
Ladysmith	588	19	8	640	15	3	51	15	7			
Lower Umzimkulu	604	0	4	719	4	1	115	3	9			
New Hanover	207	2	1	501	13	3	294	11	2			
Nottingham Road	139	13	7	204	15	1	65	1	6			
Pietermaritzburg	892	12	5	1,003	14	1	111	1	8			
Richmond	184	4	11	199	4	3	14	19	4			
Stanger	1,184	11	0	1,708	3	2	523	12	2			
Tongaat	1,080	17	7	1,047	9	11				33	7	8
Umzinto (Esperanza)	988	12	1	1,185	2	10	196	10	9			
Verulam	1,030	16	1	1,341	17	9	311	1	8			
Weenen (Estcourt)	290	0	1	360	18	11	70	18	10			
Zululand (Amatikulu)	418	14	6	321	13	5				97	1	1
Empangeni	33	5	6	18	1	6				15	4	0
	11,207	14	5	14,431	17	11	3,466	17	5	242	13	11
DEPRECIATION— Written off for	2,073	11	6							2,073	11	6
REPAIRS AND UPKEEP.												
Glencoe (Talana)	12	18	2									
Isipingo	1	0	6									
Lower Umzimkulu	1	8	6									
Pietermaritzburg	20	1	6							118	8	2
Stanger	2	13	0									
Tongaat	77	6	9									
Verulam	2	19	9									
	13,399	14	1	14,431	17	11	3,466	17	5	2,434	13	7
Not directly connected with any Circle	2,003	18	5							2,003	18	5
CURRENT TOTALS	15,403	12	6	14,431	17	11	3,466	17	5	4,438	12	0
EXCESS OF EXPENDITURE				971	14	7	971	14	7			
	15,403	12	6	15,403	12	6	4,438	12	0	4,438	12	0

COMPARATIVE SUMMARY OF MEDICAL FUND ACCOUNTS.

<u>EXPENDITURE.</u>	1907-8.			1908-9.			Increase.			Decrease.		
	£	s.	d.	£	s.	d.	£	s.	d.	£	s.	d.
Current	15,819	16	7	15,403	12	6				416	4	1
Current (in respect of previous years)	892	7	1	..						892	7	1
Capital—Property	6,687	14	0	1,327	13	4				5,360	0	8
Furniture	664	12	7	197	5	3				467	7	4
Total	24,064	10	3	16,928	11	1	7,135	19	2
 <u>REVENUE.</u>												
Hospital Fees	6,574	11	11	6,485	3	5				89	8	6
Medical Fees	6,830	12	6	7,946	14	6	1,116	2	0	..		
Miscellaneous	604	10	0			604	10	0
Total	14,009	14	5	14,431	17	11	422	3	6
Excess of Expenditure over Revenue	10,054	15	10	2,496	13	2				7,558	2	8

HOSPITAL RETURNS.


HOSPITAL.	TOTAL ADMISSIONS.		AVERAGE DAILY ATTENDANCES.		AVERAGE DAILY COST PER ADULT.	
	1907-8	1908-9.	1907-8.	1908-9.	1907-8.	1908-9.
Avoca	822	511	33.60	25.67	1/2.25d	1/4.21d
Glencoe	484	435	34.98	25.00	1/2.21d	1/7.53d
Howick	145	82	6.52	3.36	1/11.87d	3/3.51d
Isipingo	518	415	31.20	28.36	1/1.01d	1/1.79d
Ladysmith (N.G.R.)	335	258	16.73	10.29	2/0.57d	2/0.85d
Lower Umzimkulu	353	242	25.76	21.25	1/1.53d	1/2.09d
Pietermaritzburg	448	296	18.78	17.78	6/6.06d	2/0.50d
Richmond	50	46	1.93	1.97	2/4.28d	2/4.11d
Stanger	1,090	854	56.98	40.57	11.95d	1/1.49d
Tonga	835	692	45.95	29.92	1/1.51d	1/8.17d
Umzinto (Esperanza)	1,338	776	41.53	23.57	1/0.74d	1/7.21d
Verulam	769	657	38.62	35.28	1/1.34d	1/1.67d
Weenen (Estcourt)	126	91	4.47	3.30	2/5.77d	2/11.86d
Zululand (Amatikulu)	29	219	4.14	6.10	9/5.04d	2/6.98d
Aggregate Totals ..	7,342	5,574	379.97	272.42	1/2.20	1/5.87d
	Decrease, 1,768		Decrease, 107.55		Increase, 3.67d	

Charges.

Credits.

TO CURRENT CHARGES .--		
NATAL:		
Advertising ..		£37 8 9
Alwal Street		
Municipal Rates and Insurance	£42 13 1	
Repairs and Upkeep	67 12 5	110 5 9
Addington Depot		
Wages, Supplies, &c.	2,031 4 3	
Repairs and Upkeep	319 15 2	2,380 19 5
Auditors' Fees, 1907-8		105 0 0
Bank Charges Exchange		127 1 1
Bluff Station		
Wages, Supplies, &c.	1,078 15 2	
Repairs and Upkeep	163 7 0	1,242 2 2
Bond (£6,000)		
Unpaid Interest, and purchase Price of Properties bought in		738 3 10
Cable Messages to India		12 11 2
Depreciation: Amounts written off for,		
On	Buildings	Furniture.
Bluff ..	£912 15 11	5 18 6
Depot ..	957 1 0	19 8 9
Head Office	287 3 6	51 17 11
Totals	£2157 0 5	77 5 2
Deserters Expenses for recovery of, being		
Wages, Rewards, &c.		258 2 0
Destitute Indians Expenses for Grants and Gratuities -		6 9 3
Head Office		135 0 0
Salaries and Wages ..	3,219 11 8	
Superannuation Fund ..	53 16 6	
Rates, Telephone, Lighting, &c. ...	133 16 0	
Repairs and Upkeep ..	27 17 10	3,485 2 0
Income Tax Paid		
On Dividends of Investments		5 13 8
Interest on Advances	146 9 2	
Interest on Loan £250,000 under Act 23, 1902, @ 4%	10,000 0 0	10,146 9 2
Law Expenses:		
Solicitor's retaining Fee, and Sundry Expenses		119 17 2
Loan Expenses: Natal Bank, Ltd., London, Fee for Management ...		75 0 0
Medical Superintendent:		
Salary (to Feby. '09)	468 13 4	
Travelling and Sundry	31 7 10	408 1 2
Expenses of visit to India re Ankylos-tomiasis (and Salary)		424 18 0
Miscellaneous and Petty Expenses		21 3 11
Printing, Binding, &c.		180 0 0

BY INSTALMENTS CHARGEABLE TO EMPLOYERS.		
On Indians landed during the Year, for the full periods of their indentures		£24,325 0 0
On Indians Re indentured:		
Under Act 17, 1895 ..	£12,446 5 0	
„ Act 42, 1905 ..	8,389 15 0	20,836 0 0
		45,161 0 0
Less Instalments written off:		
For Deaths ..	1,990 0 0	
For Reliefs ..	196 10 0	2,186 10 0
		£42,974 10 0
„ Interest on Overdue Instalments		489 1 5
„ Transfer Fees		49 19 0
„ Addington Depot Fees recovered from Employers, Return Passage Fund &c for maintenance, and treatment of, Indians at		2,660 6 9
„ Interest on Advances made to Medical Fund		553 14 5
„ Interest on Investments		3,024 7 3
„ Miscellaneous Receipts		0 2 1
„ Passages Paid on Dependents from India, by Indians in Natal		17 10 0
„ Rents Received		47 13 0
„ Calcutta Agency (as per Accounts for the Year audited locally to date) - Miscellaneous		1 5 5
„ Madras Agency (as per Accounts for the Year audited locally to 31/3/09 only) :- Miscellaneous		6 3 1
		7 8 6



Loss: Contribution by Government for Year	1,008 0 6	941 1 8	64 18 10		
Refunds of Employers Instalments — being for Overpayments, &c. ...			52 10 0		
Return Passage Fund: Contribution to, in terms of Law 20, 1874 (Sec. 14), and Act 38, 1891 (Sec. 3)			6,510 0 0		
Shipments of Indians: Expenses of, Passage Money on Immigrants landed	7,772 1 8				
Salaries and Gratuities	566 2 7				
Miscellaneous	8 12 4		8,881 16 2		
Stamp Duty on Cheques and Receipts ..			34 19 10		
Stationery			50 11 8		
Travelling: Members of Board			440 19 2	£37,785 18 9	
CALCUTTA AGENCY: (as per Accounts for the Year audited locally to date):—					
Rent and Establishment	1117 18 10				
Miscellaneous	69 0 2	1,186 19 0			
MADRAS AGENCY: (as per Accounts for the Year audited locally to 31/3/09 only):—					
Rent and Establishment	3,771 3 1				
Recruiting Expenses	3,821 5 2				
Shipments of Indians to Natal: Expenses of	1,288 14 9				
Miscellaneous	0 1 3	8,881 4 3			
Depreciation of Buildings: Amount written off for	216 5 10				
do. Microscopes	3 11 7	219 17 5	10,288 0 8		
TOTAL CURRENT CHARGES FOR THE YEAR				48,073 19 5	
TO CAPITAL EXPENDITURE:					
NATAL:					
Head Office	£85 1 2	13 6 9			
Depot, Addington	72 7 4	17 12 4			
	£187 8 6	30 19 1	168 7 7		
MADRAS: Depot	£741 1 5	35 17 4	776 18 9	945 6 4	
TO BALANCE				49,019 5 9	
				805 6 8	
ARISING THUS:					
Total Current Credits	49,824 12 5				
“ “ Charges	48,073 19 5				
Excess of Current Credits	1,750 13 0				
Total Capital Expenditure	945 6 4				
(Balance as opposite)	£805 6 3				
				£49,824 12 5	
					£49,824 12 5

Audited and found correct.

Durban, Natal, 10th November, 1909.

ARTHUR BEAUMONT, Incorporated Accountants
H. E. MATTINSON, (England),
Auditors to the Board.

F. COILLARD SMITH, Accountant,
Indian Immigration Trust Board of Natal.

GENERAL FUND BALANCE SHEET as at 30th June, 1909.

Liabilities.

LOAN under Act 23, 1902		£250,000	0	0
Less :				
Payments to Sinking Fund	£92,500			
Increments by Investment .				
Interest collected	5,807		5	6
Interest Owing	828		15	0
Interest Accrued, not yet due ...	495		15	9
		39,132	16	8
		£210,867	3	9
BILLS PAYABLE, being Drafts of Indian Agencies			9,578	15
AMOUNTS PAYABLE IN INDIA: against Cash received in Natal				
For Remittance		56	9	0
For payment to Returned Indians on arrival in India		42	16	0
		99	5	0
SUNDRY CREDITORS			154	6
			5	2
TOTAL OF LIABILITIES			220,699	10
			18	1
SURPLUS OF ASSETS OVER LIABILITIES:				
BALANCE forward to 1st July, 1909 ...			104,834	18
Arising thus:				
Balance at 30/6/08	103,084			5
Plus Excess of Current Credits over Current Charges for the Year, as per Statement published herewith	1,750			13
			104,834	18
			1	

Assets.

EMPLOYERS' LIABILITIES upon indentured and Re-indentured Indians:—				
Amount of Instalments now due ...		£14,551	13	5
*Amount of Instalments not due ..		143,084	0	0
			£157,635	13
			5	
SUNDRY DEBTORS				247
				1
				2
INVESTMENTS as per Schedule published herewith (at cost)		2,249	10	0
FIXED DEPOSITS		40,000	0	0
MORTGAGE BONDS		2,000	0	0
			44,249	10
			0	0
NATAL GOVERNMENT:—				
Cash with Colonial Treasurer		18,551	6	2
De Ruffe's Pension		4	18	0
			18,556	4
			2	
PROTECTOR OF INDIAN IMMIGRANTS:—				
For Assets in Estates of Deceased Indians				1
				11
				2
INCOME TAX PAID recoverable				80
				9
				0
INTEREST ACCRUED on Investments at date not due, other than Sinking Fund Investments				223
				13
				10
NATAL BANK LTD., LONDON				92
				14
				4
INDIAN AGENCIES:—				
Calcutta : Local Credits and Cash ..		853	6	6
Madras : Local Credits, Cash and Stores		1,528	8	3
			2,381	14
			9	
MEDICAL FUND . for Advances		14,396	16	2
RETURN PASSAGE FUND : for Advances ..		44,274	18	4
STORES IN STOCK				58,671
				14
				6
				4
				5
				4

UK
Gandhi-Luthra
Documentation
Centre

IMMOVABLE PROPERTY :

	Balance at 30/6/08.	Add: Expen- diture for the Year	Deduct for Deprecia- tion	Balance at Date.	
Head Office :					
Land and Buildings .	12,251 8 4	65 1 2	287 3 6	12,032 6 0	
Alwal Street :					
Land and Buildings	6,000 0 0			6,000 0 0	
Depot, Addington .					
Buildings . . .	9,833 19 6	72 7 4	957 1 0	8,919 6 10	
Bluff Station .					
Buildings	6,391 1 2		912 15 11	5,478 5 3	
Madras Agency .					
Land and Buildings	3,826 3 10	741 1 5	216 5 10	4,350 19 5	
Totals ..	38,305 12 10	878 9 11	2,373 6 3	36,810 16 6	
Mount Vernon Estate				6,000 0 0	42,810 16 6
					325,005 8 2
FURNITURE & REQUISITES					
Head Office					
..	372 17 3	13 6 9	51 17 11	334 6 1	
Depot, Addington					
..	128 8 3	17 12 4	19 8 9	126 11 10	
Bluff Station					
..	41 11 11		5 18 6	35 16 5	
Madras Agency . . .					
..		35 17 4	3 11 7	32 5 9	
Totals	543 0 5	66 16 5	80 16 9		529 0 1
					325,534 8 3

UKZN
Gandhi-Luthuli
Documentation
Centre

325,534 8 3

13

Audited and found correct

ARTHUR BEAUMONT, } Incorporated
H. E. MATTINSON, } Accountants
(England),
Auditors to the Board.

Durban, Natal, 10th November, 1909

F COILLARD SMITH, Accountant,
Indian Immigration Trust Board of Natal.

NOTE — "The item "Instalments not yet due," is subject to a shortage on realisation, which will arise from Deaths of Indians, and Discharge of Indians from their Indentures from various causes

General Fund.—Schedule of Investments.

30th June, 1909.

WHERE INVESTED	AMOUNT OF INVESTMENT.						PARTICULARS OF PURCHASE	AMOUNT.			TOTAL.		
	£	s.	d.	£	s.	d.		£	s.	d.	£	s.	d.
Pietermaritzburg Corporation 5% Debentures	1,200	0	0				Purchased for	1,200	0	0			
	500	0	0	1,700	0	0	Premium.	72	0	0			
							Purchased for	500	0	0			
							Premium.	35	0	0	1,807	0	0
Pietermaritzburg Corporation 6% Debentures ..				100	0	0	Purchased for	100	0	0			
							Premium.	20	0	0	120	0	0
Durban Corporation 4½% Debentures	100	0	0				Purchased for	100	0	0			
	200	0	0	300	0	0	Premium.	6	10	0			
							Purchased for	200	0	0			
							Premium.	16	0	0	322	10	0
				2,100	0	0					2,249	10	0

The Indian Immigration Trust Board of Natal.

F. COILLARD SMITH, Accountant.

Audited and found correct.

ARTHUR BEAUMONT,

H. E. MATTINSON,

} Incorporated
Accountants
(England).

Auditors to the Board.

Durban, 10th November, 1909.

UKZN
Gandhi Luthuli
Documentation
Centre



MEDICAL FUND.

STATEMENT OF ACCOUNTS & BALANCE SHEET

FOR THE YEAR ENDED

UKZN
30TH JUNE, 1909.
Documentation
Centre

MEDICAL FUND STATEMENT for the Year ended 30th June, 1909.

Dr.

Cr

Charges.

To CURRENT CHARGES:

Advertising			£25 13 8
Head Office: Salaries			250 0 0
Insurance Premiums: Hospital Buildings... .. .			36 4 2
Interest on Advances: by General Fund.. .. .			553 14 5
Lunatics: Cost of Maintenance of, at Asylum	£993 18 0		
Rail Fares	13 7 9		
		1007 5 9	
Medical Assistance at Hospitals		51 3 6	
Miscellaneous Expenses		1 7 0	
Printing		35 4 6	
Reliefs Granted from Payment of Fees		2 12 0	
Travelling Expenses		40 13 5	£2,003 18 5

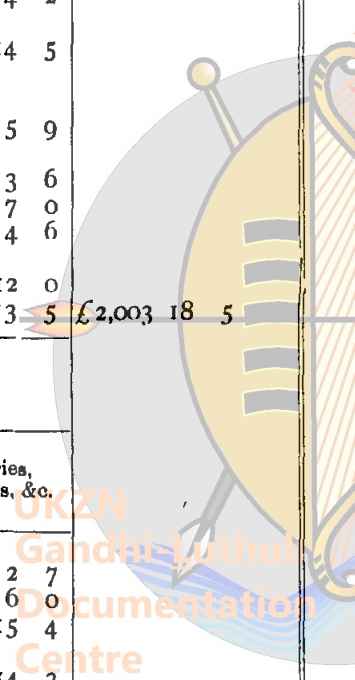
Circles (including Hospitals):

Circle	Depreciation of Buildings, &c.	Repairs and Upkeep	Salaries, Supplies, &c.
Avoca	£206 5 8		£933 2 7
Camperdown			61 6 0
Durban			298 15 4
Glencoe (Talana)	372 13 10	£12 18 2	1,029 14 3
Howick	44 10 5		301 18 10
Impendhle			70 18 1
Isipingo	134 3 7	1 0 6	868 9 6
Ladysmith			588 19 8
Lr Umzimkulu	161 3 5	1 8 6	604 0 4
New Hanover			207 2 1
Nottingham Rd			139 13 7
P. M Burg	248 14 3	20 1 6	892 12 5

Credits.

By FEES CHARGEABLE TO EMPLOYERS during the Year:

Circle.	Medical Fees.	Hospital Fees.	Total Fees.
	£ s. d.	£ s. d.	£ s. d.
Avoca	455 5 9	604 4 8	1,059 10 5
Camperdown .. .	164 9 9		164 9 9
Durban	971 0 9		971 0 9
Glencoe (Talana)	718 13 9	653 3 6	1,371 17 3
Howick	151 0 9	82 16 9	233 17 6
Impendhle	44 6 6		44 6 6
Isipingo	676 2 1	681 9 8	1,357 11 9
Ladysmith	408 15 0	232 1 0	640 16 0
Lr. Umzimkulu . .	240 13 6	502 1 1	742 14 7
New Hanover . .	505 16 9		505 16 9
Nottingham Road	207 12 7		207 12 7
Pietermaritzburg	567 6 7	443 11 9	1,010 18 4
Richmond	152 18 3	49 8 6	202 6 9
Stanger	752 13 0	950 2 5	1,702 15 5
Tongaat	392 5 9	655 18 11	1,048 4 8
Umzinto (Esperanza)	581 11 3	604 16 10	1,186 8 1
Verulam	550 15 0	827 5 2	1,378 0 2
Weenen (Estcourt)	275 10 3	85 13 5	361 3 8
Zululand:			
Amatikulu .. .	162 12 0	176 5 8	338 17 8
Empangeni . . .	18 1 6		18 1 6
	7,997 10 9	6,548 19 4	14,546 10 1
Less Adjustments: Fees written off for Reliefs, Overcharges, &c .. .	50 16 3	63 15 11	114 12 2
	7,946 14 6	6,485 3 5	14,431 17 11



16

Richmond ...			184 4 11	
Stanger ...	173 16 10	2 13 0	1,184 11 0	
Tongaat ...	261 0 5	77 6 9	1,080 17 7	
Umzinto				
(Esperanza)	75 8 8		988 12 1	
Verulam ...	319 16 9	2 19 9	1,030 16 1	
Weenen				
(Estcourt)	2 7 6		290 0 1	
Zululand.				
Amatikulu ...	73 10 2		418 14 6	
Empangeni			33 5 6	
Totals ...	2,073 11 6	118 8 2	11,207 14 5	13,399 14 1

By BALANCE

Arising thus:—

Total Current Charges	£15,403 12 6
Total Current Credits	14,431 17 11
Excess of Current Charges over Credits ...	971 14 7
Total Capital Expenditure	1,524 18 7
	£2,496 13 2


TOTAL CURRENT CHARGES for the Year

15,403 12 6

TO CAPITAL EXPENDITURE:

Land and Buildings.	Furniture.
---------------------	------------

Avoca Hospital ...	85 5 8	34 1 3	
Glencoe (Talana) ...		21 6 2	
Isipingo ..		17 12 4	
Lower Umzimkulu ...	26 8 0	17 19 3	
Pietermaritzburg ...	358 11 11	26 5 5	
Stanger .	745 6 8	26 9 3	
Tongaat ...	91 1 6	18 4 7	
Umzinto ..		3 5 5	
Verulam ..	8 9 7	26 18 10	
Weenen (Estcourt) ...	2 0 0		
Zululand—Amatikulu ...	10 10 0	5 2 9	
	1,327 13 4	197 5 3	1,524 18 7
			16,928 11 1



£16,928 11 1

Audited and found correct.

ARTHUR BEAUMONT, }
 H. E. MATTINSON, }
 Incorporated Accountants (England).

F. COILLARD SMITH,
 Accountant,
 Indian Immigration Trust Board of Natal.

Durban, Natal, 10th November, 1909.

Auditors to the Board.

MEDICAL FUND BALANCE

LIABILITIES.

	£	s	d
GENERAL FUND: For Advances	14,396	16	2
SUNDRY CREDITORS	91	17	5
TOTAL OF LIABILITIES	14,488	13	7

SURPLUS OF ASSETS OVER LIABILITIES:

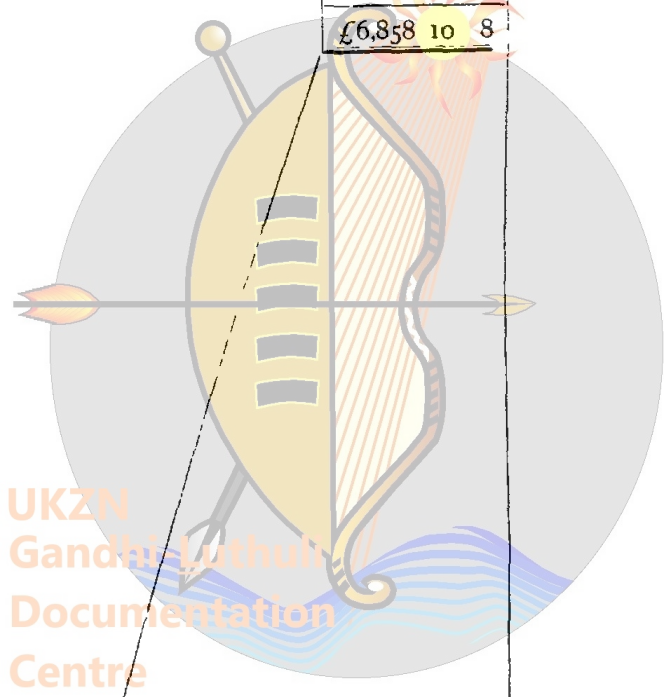
BALANCE forward to 1st July, 1909	6,858	10	8
--	-------	----	---

Arising thus:

	£	s	d
Balance at 30/6/08	7,830	5	3

Less Excess of Current Charges over Current Credits, as per Statement published herewith	971	14	7
--	-----	----	---

£6,858 10 8



**UKZN
Gandhi Luthuli
Documentation
Centre**

SHEET, as at 30th June, 1909.

ASSETS.

SUNDRY DEBTORS:

	£	s.	d.	£	s.	d.
For Hospital Fees	838	12	3			
For Medical Fees	998	1	9	1,836	14	0

IMMOVABLE PROPERTY—

CIRCLE.	Balance at 30/6/09.	Add—Expendi- ture for the Year	Deduct— For Depreciation	Balance at Date
	£ s. d.	£ s. d.	£ s. d.	£ s. d.
Avoca	1,319 0 4	85 5 8	186 4 1	1,218 1 11
Glencoe (Talana) ..	2,483 19 8		354 17 1	2,129 2 7
Howick	181 8 3		36 5 7	145 2 8
Isipingo	951 12 9		119 19 1	831 13 8
Lower Umzimkulu	1,478 6 3	26 8 0	143 13 8	1,361 0 7
Pietermaritzburg ..	3,969 18 0	358 11 11	212 8 1	4,116 1 10
Stanger	850 19 4	745 6 8	147 0 1	1,449 5 11
Tongaat	2,508 8 7	81 1 6	238 19 3	2,360 10 10
Umzinto (Esperanza)	1,218 5 11		65 13 8	1,152 12 3
Verulam	2,498 13 1	8 9 7	304 16 8	2,202 6 0
Weenen (Estcourt)		2 0 0		2 0 0
Zululand (Amati- kulu	1,193 6 3	10 10 0	63 17 1	1,139 19 2
Totals	18,653 18 5	1,327 13 4	1,873 14 4	18,107 17 5

FURNITURE and FITTINGS—

Avoca	119 7 9	34 1 3	20 1 7	133 7 5
Glencoe (Talana) .	110 5 2	21 6 2	17 16 9	113 14 7
Howick	57 15 1		8 4 10	49 10 3
Isipingo	92 2 0	17 12 4	14 4 6	95 9 10
Lower Umzimkulu	117 14 0	17 19 3	17 9 9	118 3 6
Pietermaritzburg .	303 3 0	26 5 5	36 6 2	293 2 3
Stanger	191 1 4	26 9 3	26 16 9	190 13 10
Tongaat	154 15 8	18 4 7	22 1 2	150 19 1
Umzinto (Esperanza)	70 2 5	3 5 5	9 15 0	63 12 10
Verulam	89 7 0	26 18 10	15 0 1	101 5 9
Weenen (Estcourt)	17 5 10		2 7 6	14 18 4
Zululand (Amati- kulu	82 5 6	5 2 9	9 13 1	77 15 2
Totals	1,405 4 9	197 5 3	199 17 2	1,402 12 10

RETURN PASSAGE FUND BALANCE SHEET as at 30th June, 1909.

Liabilities.				Assets.		
GENERAL FUND: For Advances		44,274 18 4		INVESTMENTS. as per accompanying Schedule (at cost)		33,407 9 9
				INTEREST ACCRUED on Investments at date.		89 6 9
						33,496 16 6
				EXCESS OF LIABILITIES over Assets:--		
				BALANCE forward to 1st July, 1909		
				<i>Arising thus:</i>		
				Balance per Statement for the Year published herewith	13,230 17 4	
				Less Balance (Surplus of Assets) at 30/6/08.	2,452 15 6	10,778 1 10
		44,274 18 4				44,274 18 4

Audited and found correct.

ARTHUR BEAUMONT, }
H. E. MATTINSON, } Incorporated
Accountants
(England),

Auditors to the Board.

F. COILLARD SMITH,

Accountant,

Indian Immigration Trust Board of Natal.

Durban, Natal, 10th November, 1909.

Return Passage Fund.—Schedule of Investments.

30th June, 1909.

WHERE INVESTED.	AMOUNT OF INVESTMENT.						PURCHASED FOR	AMOUNT			TOTAL		
	£	s.	d.	£	s.	d.		£	s.	d.	£.	s.	d.
Natal 4% Debentures				15,225	4	10	Exchanged for Natal 4 and 4½%				14,014	15	11
New South Wales 3½% Debentures	113	14	0				Purchased for	107	19	4			
	423	19	11					385	16	9			
	359	10	0					340	11	5			
	701	2	0					648	10	3			
	410	18	9					390	7	10			
	95	6	2					90	10	11			
	364	9	3					340	11	3			
	402	5	9					378	3	0			
				2,871	5	10		2,682	10	9			
							Brokerage, 5/8, 21/2, 18/-, 35/1, 20/6, 4/9, 18/3, 20 2	7	3	7			
Victoria 4% Debentures				329	18	7	Purchased for	340	13	0			
							Brokerage		16	6			
											2,689	14	4
											341	9	6
Durban Corporation													
4½% Debentures...	2,700	0	0				Purchased for	2,700	0	0			
	400	0	0				"	400	0	0			
				3,100	0	0		3,100	0	0			
							Premiums £121 10/-, and £50	151	10	0			
											3,251	10	0
Do. 3½% Consolidated Stock ..	2,500	0	0				Purchased for .	2,500	0	0			
							Premium	50	0	0			
	2,900	0	0				Purchased for .	2,900	0	0			
	3,000	0	0				"	3,000	0	0			
				8,400	0	0	Premium	33	15	0			
											8,483	15	0
P M. Burg Corporation													
5% Debentures .				500	0	0	Purchased for .	500	0	0			
							Premium	16	5	0			
											516	5	0
Do. 3½% Consolidated Stock ..				3,000	0	0	Purchased for .				2,910	0	0
P M BURG				1,200	0	0	Bond at 4% .				1,200	0	0
				34,626	9	3					33,407	9	9

F. COILLARD SMITH, Accountant

Audited and found correct

 ARTHUR BEAUMONT, } Incorporated
 H E MATTINSON, } Accountants
 (England)

Auditors to the Board

Durban, 10th November, 1909

