

Indian Immigration Trust Board
of Natal.

Box 8



PC
INNS
1107/422

AUDITED

STATEMENTS OF ACCOUNT



AND

BALANCE SHEETS

UKZN
Gandhi Centre
Durban

For the Year ended

30th JUNE, 1907.

Indian Immigration Trust Board of Natal.

REPORT

FOR THE YEAR JULY 1ST, 1906, TO JUNE 30TH, 1907.

MEMBERS OF THE BOARD

District No 1	...	Mr E G A SAUNDERS, C.M.P.O. and Sir J E HULETT, K.C.
No 2	.	Mr C P REYNOLDS, J.P., and Mr A P VALL
No 3		Mr G D ALEXANDER
No 4		Mr G R. RICHARDS
No 5		Mr H. WILTSHIRE

UKZN
Gandhi Luthuli
Documentation Centre
MEETINGS

During the Year there have been held
 12 Ordinary Meetings in Durban
 2 Special Meeting, in Durban
 1 Special Meeting, in Pietermaritzburg

ATTENDANCES

The attendance of Members was as follows

	Ordinary	Special
Mr E G A SAUNDERS	6	1
Sir J E HULETT	12	2
Mr C P REYNOLDS	4	1
Mr A P VALL	9	2
Mr G D ALEXANDER	11	2
Mr G R RICHARDS	7	2
Mr H WILTSHIRE		

Mr E G A Saunders, Mr C P Reynolds, and Mr G R Richards were present at

LABOUR SUPPLY

Indent 1902, Balance June 30th 1906		960 men
Allotted from Madras	62	
" " Calcutta	152½	
Cancelled ...	102	876½ men
Balance to be supplied	—	83½ men

Indent 1905, Balance June 30th 1906		14,709 men
Supplied from Madras ...	3,491	
" " Calcutta	867	4,358
Balance 30th June 1907	—	10,351 men

There were 12 shipments from Madras with a total of 111 male adults, the total being an increase of 38 on last year.

From Calcutta there were 2 shipments with 1,019½ male adults showing a decrease of 650½ on last year's introductions.

Three out of the four shipments from Calcutta turned out so badly, owing to malaria, that the Board was compelled to suspend the introduction of Indians from Calcutta for a time.

The following table shows the number and destination of Return Indians leaving the Port during the year.

Place	Men	Females	Boys	Girls	Indians		Souls	State Adults
					B	G		
Madras	1,434	663	219	210	109	108	2,673	2,251½
Calcutta	701	260	92	60	17	38	1,204	1,100
1905 0	2,105	863	311	270	146	146	3,937	3,351½
	1,537	668	263	241	160	119	2,868	2,397
Increase	658	255	48	35	46	27	1,069	954½

The following Table shows the condition of the Indians returning to India —

	Men	Females	Boys	Girls	Indians		Soul	Statute dolls
					B	G		
Invalids and Families	610	191	30	31	20	10	91	840 ¹
Act 17, 1895	1,417	595	225	205	106	120	2,068	2,227
Act 25, 1891	154	68	50	40	18	6	336	267
Paid Passage	5	9			2	1	20	17
Totals	2,195	863	311	276	146	146	937	3,354 ¹

In all, 8 ships were sent away with return Indians, against 7 last year, and 6 the previous year.

Invalids and families show an increase of 275 souls.

Indians under Act 17 of 1895, an increase of 866 souls.

Indians entitled under Law 25, 1891, an increase 84 souls.

Passengers paying for their own fare, an increase of 12 souls.

HOSPITALS

LOWER UMZIMKULU.—This property was purchased from the Government. A complete new hospital has been built with Compound's quarters, buildings, and a large underground tank, so that the hospital needs of this Circle are well provided for.

STANGER.—A new operating room and mortuary have been erected. Accommodation here is still inadequate, and the matter is having the attention of the Board.

TONGAAT.—New wards, servants quarters, kitchen and latrines have been erected, and the hospital has been connected with the N.G. Railway water supply.

VERULAM and TALANA.—These hospitals have been connected with the Local Board's water supply.


EDW SAUNDERS,
Chairman.

Durban, November 15th, 1907

ANALYSED SUMMARY OF GENERAL FUND ACCOUNTS

As Compared with Accounts for previous Year.

	1995/6	1996/7	Increase	Decrease
<u>CURRENT EXPENDITURE</u>				
	£ s d	£ s d	£ s d	£ s d
Passage Money and Expenses	53,805 9 0	49,809 10 8		3,993 10 1
Expenses in India				
Recruiting &c	41,680 8 0	37,323 13 9		4,362 14 3
Expenses in Natal -				
Office Depot &c	11,112 5 0	14,319 18 7	3,207 13 1	
Instalments written off -				
For Deaths	3,730 0 0	5,365 5 0	1,635 5 0	
" Reliefs	1,551 0 0	3,420 0 0	1,869 0 0	
Depreciation—				
Buildings &c	5,88 15 0	2,611 4 4		2,777 10 8
Total Current Expenditure in connection with maintenance of Indians	117,041 18 3	112,010 1 4		4,421 16 11
<u>CAPITAL EXPENDITURE</u>				
Project Furniture	5,521 10 11	101 4 4		5,481 12 7
	1,115 7 7	91 0 1		43 13 6
Total	5,771 12 0	192 5		5,527 4 1
<u>REVENUE</u>				
Alotments	108,680 0 0	137,050 5 0	28,361 5 0	
Recovery				
Admission	11,128 0 0	11,005 0 0		233 0 0
Admission	1,271 0 0	2,203 10 0	931 10 0	
Total	121,079 0 0	150,058 15 0	29,229 15	



Analysed Summary of Return Passage Fund Accounts

As Compared with Accounts for previous Year.

	1995/6	1996/7	Increase	Decrease
<u>EXPENDITURE</u>				
	£ s d	£ s d	£ s d	£ s d
Passage Money and Expenses	15,618 13 3	23,506 0 11	7,887 7 8	
Collection and Dispatch of				
India				
Clothing & Footwear	581 3 1	587 10 4	293 13 3	
Doubtless	1,417 18 0	1,728 8 9	310 10 9	
Total	17,420 14 4	25,822 0 0	8,401 11 8	
Less Revenue	2,062 0 0	1,537 2 7		1,064 18 1
Excess of Expenditure over Revenue being Total Cost for the maintenance during Year	14,818 13 7	24,285 3 5	9,466 9 10	

SUMMARY OF FOREGOING ANALYSES.

CURRENT EXPENDITURE.	1905-6			1906-7			Increase			Decrease		
	£	s	d	£	s	d	£	s	d	£	s	d
Introduction of Indians	117	361	18 3	112	949	1 4				4	421	16 11
Repatriation of time-expired Indians	14	818	13 7	24	285	3 5	9	466	9 10			
Total	132	180	11 10	137	225	4 9	5	044	12 11			
Revenue	121	818	0 0	151	058	15 0	29	220	15 0			
Excess of Current Expenditure over Revenue	10	362	11 10								21	176 2 1
Revenue over Expenditure				13	813	10 3	24	176	2 1			

COMPARATIVE TABLE—for 3 Years—

Showing Average Cost of Introducing and Repatriating a Male Indian Adult.

Head of Expenditure	1904-5			" "			1906-7			
	5,750 Male Adults			5,067 Male Adults			5,133 Male Adults			
	£	s	d	£	s	d	£	s	d	
INTRODUCTION										
Passage Money & Expenses	9	15	0	10	1	2	9	14	5	
Expenses in India	7	10	0	7	15	7	7	5	5	
Expenses in Natal	2	5	6	2	1	5	2	15	10	
Installments written off For Deaths and Reliefs	0	13	1	0	19	8	1	14	3	
Depreciation of Property	1	0	1	1	0	1	0	10	2	
Total	20	4	4	21	17	11	22	0	1	
REPATRIATION										
	1,045 Male Adults			1,537 Male Adults			2,195 Male Adults			
Passage Money & Expenses	8	5	7	10	3	3	10	14	2	
Collection and Despatch—Clothing and Tinware	0	6	1	0	5	0	0	5	4	
Depot Fees	0	9	4	0	18	5	0	15	9	
Total Expenditure	9	1	0	11	6	8	11	15	3	
Less Revenue	2	3	9	1	13	10	0	14	0	
Actual Cost	6	17	3	9	12	10	11	1	3	

SUMMARY OF ABOVE TABLES.

	1904-5			1905-6			1906-7		
Average cost of Introduction	20	4	4	21	17	11	22	0	1
Repatriation	6	17	3	9	12	10	11	1	3
Together	27	4	6	31	10	9	33	1	4

SUMMARY
OF EXPENDITURE & REVENUE OF MEDICAL CIRCLES,
For the Year ended 30th June, 1907.

CIRCLE	EXPENDITURE			REVENUE			GAIN			LOSS		
	£	s	d	£	s	d	£	s	d	£	s	d.
Avoca	994	15	8	1,170	3	9	175	8	1			
Camperdown	60	0	0	126	0	3	66	0	3			
Durban	305	0	0	992	19	9	687	19	9			
Glencoe (Talana)	994	13	3	1,175	17	6	181	4	3			
Howick	332	13	8	212	1	0				120	12	8
Impendhle	71	5	3	32	10	0				38	15	3
Isipingo	849	4	6	1,184	4	6	335	0	0			
Ladysmith	777	17	7	590	17	6				187	0	1
Lower Umzimkulu	662	6	8	609	0	0				53	6	8
New Hanover	195	5	7	295	0	6	99	14	11			
Nottingham Road	141	16	11	157	14	3	15	17	4			
Pietermaritzburg	1,047	12	9	942	16	9	...			104	16	0
Richmond	198	12	0	160	2	0	..			38	10	0
Stanger	1,218	9	9	1,051	5	6	432	15	9			
Tongaat	1,306	18	6	1,264	12	0				42	6	6
Umzimto (Esperanza)	990	10	7	1,105	7	0	117	16	5			
Verulam	865	3	5	925	2	6	59	19	1			
Weenen (Estcourt)	289	19	8	277	15	0				12	4	8
Zululand	62	10	0	30	1	0				32	9	0
	11,304	15	9	12,906	10	9	2,171	15	10	630	0	10
DEPRECIATION— Amounts written off for ..	1,503	10	10							1,503	10	10
REPAIRS and UPKEEP.												
Avoca		0	17	6								
Glencoe (Talana)		56	19	9								
Isipingo		1	16	0								
Lower Umzimkulu		1	12	6						81	5	3
Stanger		0	19	6								
Tongaat		8	5	6								
Verulam		10	11	6								
	12,919	11	10	12,906	10	9	2,171	15	10	2,214	16	11
Not directly connected with any Circle	1,012	0	8	616	18	3				395	2	5
CURRENT TOTALS	13,961	12	6	13,523	9	0	2,171	15	10	2,609	19	4
EXCESS OF EXPENDITURE				438	3	6	438	3	6			
	13,961	12	6	13,961	12	6	2,609	19	4	2,609	19	4

COMPARATIVE SUMMARY OF MEDICAL FUND ACCOUNTS.

EXPENDITURE	1905-6			1906-7			Increase			Decrease		
	£	s	d	£	s	d	£	s	d.	£	s	d
Current	12 713	11	1	13 901	12	6	1,248	1	5			
Capital—Property	1,660	3	2	2 064	1	11	1,294	18	9			
Furniture	172	11	7	110	10	8				62	0	11
Total	14,555	5	10	17,036	5	1	2,480	19	3			
REVENUE.												
Hospital Fees	5 317	2	0	6 425	2	9	1,108	0	3			
Medical Fees	6,118	0	3	6,481	8	0	363	7	9			
Miscellaneous	212	1	9	616	18	3	404	16	6			
Total	11 647	4	6	13 523	9	0	1 876	4	6			
Excess of Expenditure over Revenue	2 908	1	4	3 512	16	1	604	14	9			

HOSPITAL RETURNS.

HOSPITAL	TOTAL ADMISSIONS		AVERAGE DAILY ATTENDANCES		AVERAGE DAILY COST PER ADULT	
	1905-6	1906-7	1905-6	1906-7	1905-6	1906-7
Avoca	1,122	1,078	36.44	40.64	11.08	11.25
Glencoe (Talana)	430	447	28.91	34.43	1/3.01	1/2.35
Howick	147	156	4.05	5.47	2/10.20	2/3.97
Isipingo	483	657	28.60	37.72	1/3.55	10.04
Ladysmith	363	393	17.25	15.52	2/0.11	2.0.48
Lower Umzimkulu	517	388	22.64	21.62	1/0.66	1/3.63
Pietermaritzburg	649	658	17.81	19.78	2/2.43	2.2.51
Richmond	51	61	1.58	2.34	2/7.22	2/3.70
Stanger	729	1,304	28.41	62.49	1/0.31	9.11
Tongaat	1,167	1,236	43.38	49.45	11.15	1/2.11
Umzinto (Esperanza)	1 012	1 345	27.64	35.12	1/5.65	1/0.81
Verulam	714	735	30.07	24.80	11.11	1/3.26
Weenen (Estcourt)	80	57	2.65	3.65	2/10.01	2/5.95
AGGREGATE TOTALS	7,464	8,515	289.43	353.33	1/3.21	1/2.20
	Increase, 1,051		Increase, 63.90		Decrease 1.04d	

GENERAL FUND STATEMENT for the Year ended 30th June, 1907.

Dr.

Cr.

Charges.

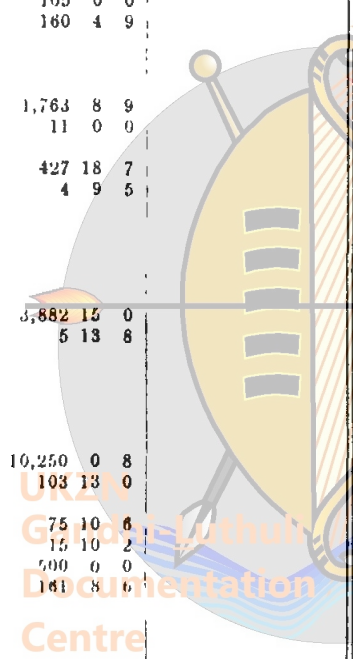
TO CURRENT CHARGES -

NATAL		
<i>Advertising</i>	£12 6 6	
<i>Alwal Street</i>		
Municipal Rates and Insurance	52 17 6	
<i>Addington Depot</i>		
Wages, Supplies, &c	£3,467 14 3	
Repairs and Upkeep	16 1 0	
	-----	3,513 15 8
<i>Auditor's Fees, 1905/6</i>	105 0 0	
<i>Bank Charges Exchange</i>	160 4 9	
<i>Bluff Station</i>		
Wages, Supplies, &c	1,725 11 7	
Repairs and Upkeep	37 17 2	
	-----	1,763 8 9
<i>Cable Messages to India</i>	11 0 0	
<i>Disbursements</i> Expenses for recovery of, for		
Wages, Rewards, &c	427 18 7	
<i>Destitute Indians</i> Expenses for	4 9 5	
<i>Head Office</i>		
Salaries and Wages	3,252 8 9	
Superannuation Fund	472 14 0	
Rates, Telephone, Lighting, &c	134 10 6	
Repairs and Upkeep	13 1 3	
<i>Income Tax</i> Paid on Dividends of Invest-	5,882 15 0	
ment	5 13 8	
<i>Interest on Advances</i>	233 6 5	
<i>Interest on Loan</i> £250,000 under Act 23,		
1902	10,000 0 0	
<i>Refund of Interest on Investments</i> Being		
excess received last year	16 14 3	
<i>Law Expenses</i>		
Solicitors' Retainer and Fees	10,250 0 8	
Loan Expenses Natal Bank, Ltd., Lon-	103 13 0	
don, Expenses and Fee for Management	75 10 6	
<i>Miscellaneous</i> Petty Expenses	15 10 2	
<i>Medical Fund</i> Contribution to	500 0 0	
<i>Printing, Binding, &c</i>	181 8 6	
<i>Protection Department</i>		
Salaries, Wages and Travelling	933 14 1	
Stationery, Printing, &c	29 4 4	
	-----	962 18 5
<i>Refund of Employers' Instalments</i>		
Being for Overpayments, &c	485 0 0	
<i>Return Passage Fund</i> Contribution to, in		
terms of Law 20, 1874 (Sec 14), and		
Act 36, 1894 (Sec 3)	6,411 10 0	
<i>Shipments of Indians</i> Expenses of,		
Passage Money on Immigrants landed	45,824 13 9	
during Year	4,085 17 0	
Salaries and Gratuities	12 16 5	
Sundries	-----	49,923 7 2
<i>Stationery</i>	48 7 0	
<i>Stamp Duty</i> Cheques and Receipts	5 0 0	
<i>Travelling</i> Members of Board	45 13 4	

Credits.

BY INSTALMENTS CHARGEABLE TO EMPLOYERS

In rease of 10/- on Annual Instalments to fall due on or after 1/9/06, for Indians allotted prior to that date	£24,370 5 0	
On Indians landed during the Year, for full period of Indenture, viz, 1,125 at £20, and 1,008 at £22 10s	112,680 0 0	
On Indians Re-indentured		
under Act 17, 1895	£11,695 0 0	
under Act 42, 1905	2,293 10 0	
	-----	13,988 10 0
Less Instalments written off		
For Deaths	5,365 5 0	
For Reliefs	3,420 0 0	
	-----	8,785 5 0
<i>Interest on Overdue Instalments</i>	303 10 1	
<i>Transfer Fees</i>	82 5 0	385 15 1
<i>Addington Depot</i> Fees recovered for Maintenance at, from Employers' Return Passage Fund, &c		3,759 0 10
<i>Cables to India</i> Rebates allowed		6 3 4
<i>Duplicate Discharges, and Licences</i> to leave the Colony		1,046 13 0
<i>Interest on Investments</i>		2,831 0 7
<i>Miscellaneous Fees</i>		19 15 0
<i>Passages Paid</i> On dependants from India, by Indians in Natal		23 7 6
<i>Remittances</i> Being unclaimed amounts for the period 1895-1904		41 0 0
<i>Rents Received</i> Alwal Street Property		50 0 0
<i>Recruiting Fees</i> Recovered from Employers on Special Servants		30 0 0
<i>Shipments</i> Expenses of, recovered, being for Clothing supplied to Special Servants		11 5 0
BY CALCUTTA AGENCY		
(as per Accounts for the Year, audited locally to date)		
Miscellaneous	6 10 3	
BY MADRAS AGENCY		
(as per Accounts for the Year, audited locally to 31/3/07 only)		
Miscellaneous	6 14 11	13 5 2



Dep. section	Amounts written off for:	Furniture
	On Buildings.	
Bluff	£912 15 10	45 18 6
Depot	951 12 5	15 10 7
Head Office	281 16 6	45 6 11
Totals	2,146 4 9	66 16 0
		£2,213 0 9
		£81,548 9 4

ACCUTA AGENCY
 (as per Accounts for the Year, audited locally to date)

Rent and Establishment	2,380 11 0
Recruiting Charges	1,152 2 2
Shipments of Indians to Natal Expenses of	819 11 6
Miscellaneous	38 18 5
Totals	7,391 3 1

MADRAS AGENCY
 (as per Accounts for the Year, audited locally to 31-07 only).

Rent and Establishment	5,898 2 8
Recruiting Charges.	
1905-6	697 0 0
1906-7	18,822 15 6
Totals	19,519 15 6
Shipments of Indians to Natal Expenses of	4,524 13 1
Miscellaneous	13 4 1
Totals	20,945 15 10
Depreciation of Buildings	167 14 6
Amount written off for Temporary Buildings, &c	230 9 1
Totals	398 3 7

TOTAL CURRENT CHARGES

CAPITAL EXPENDITURE

NATAL	Buildings	Furniture
Head Office - Esplanade	16 12 11	81 15 10
Bluff Station	14 13 9	2 14 3
Depot - Adlington	6 11 0	3 10 0
Totals	37 17 5	91 0 1

MADRAS - Depot

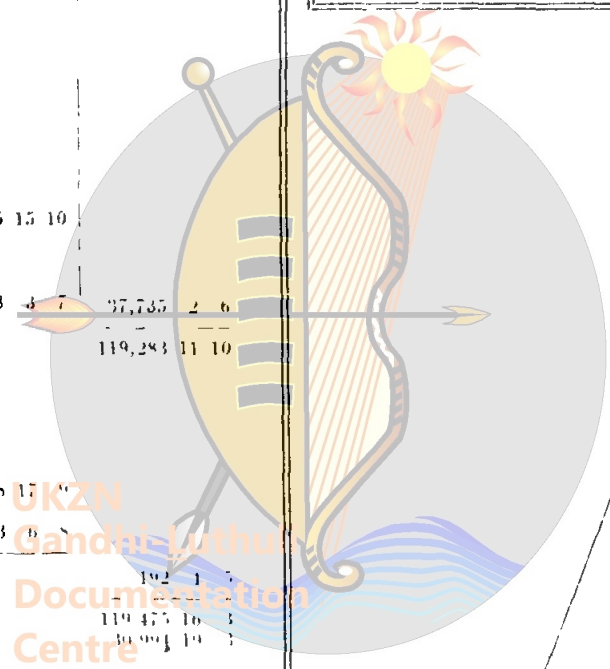
TOTAL CAPITAL EXPENDITURE

	27,735 2 6
	119,283 11 10
	125 17 6
	63 6 2
Totals	119,475 16 3
	30,994 19 3
Totals	£150,470 15 6

BALANCE

Total Current Credits	150,470 15 6
“ “ Charges	119,283 11 10
Excess of Current Credits over Current Charges	31,187 3 8
Total Capital Expenditure	192 4 5
Totals	£30,994 19 3

The above item, "On Indians Re indentured," shows the total after allowing for £803 15s, representing the amount of 10s per male adult re indentured prior to 25th August, 1906



Audited and found correct

ARTHUR BEAUMONT
 Incorporated Accountant (England)
H. E. MATTHEWSON F.C.A.)
 Auditors

F. COLLARD SMITH
 Accountant,
 Indian Immigration Trust Board of Natal

Durban Natal 11th November, 1907

£150,470 15 6

GENERAL FUND BALANCE SHEET as at 30th June, 1907.

Liabilities.				Assets.	
<i>Loan</i> under Act 23, 1902	£250,000 0 0			<i>Employers' Liabilities</i> upon Indentured and Re-indentured Indians	
Less				Amount of Instalments now due	£13,526 3 10
Payments to Sinking Fund	£22,500 0 0			Amount of Instalments not yet due*	226,862 15 0
Increments by Investments					£240,388 16 10
Interest Collected	2,205 11 5			<i>Sundry Debtors</i>	429 5 5
Interest owing	195 11 4			<i>Amount of Payment</i> made in respect of next Year's Accounts	2,867 14 7
Interest accrued, not due	273 19 7				3,297 0 0
<i>Bills Payable</i> , being Drafts of Indian Agencies		25,175 2 4	£224,821 17 8	<i>Special Servants' Advances</i> for Wages recoverable from Employers	21 10 0
			15,808 6 8	<i>Messengers' Fees</i> recoverable	1 14 9
<i>Amounts Payable in India</i> against Cash received in Natal for Remittance			217 17 0	<i>Natal Government</i>	
<i>Sundry Creditors</i>			12 9 11	Protector of Indian Immigrants Department, 1904/1905	335 0 0
<i>Protector of Indian Immigrants</i> being Assists in Estates of Deceased Indians			2 12 4	Ruffe's Pension	4 16 9
			240,865 14 7	Cash with Colonial Treasurer	1,449 3 1
TOTAL OF LIABILITIES			91,174 11 8	<i>Protector of Indian Immigrants</i> for Advances, Gratuities to returned Indians	1,788 19 10
<i>Surplus of Assets over Liabilities</i>				<i>Income Tax Paid</i> Recoverable	11 12 0
<i>Balance</i> forward to 1st July, 1907				<i>Interest accrued</i> on Investments at date, other than Sinking Fund Investments	30 9 0
Arising thus:				<i>Natal Bank, Ltd., London</i>	115 17 5
<i>Balance</i> at 30/6/06	59,987 8 0			<i>Natal Bank, Ltd., Durban</i> Fixed Deposits	42 14 4
Plus Excess of Current Credits over Current Charges for the Year as per Statement published herewith	31,187 3 8			<i>Mortgage Bonds</i>	10,000 0 0
	£91,174 11 8				8,000 0 0
					18 000 0 0
				<i>Indian Agencies</i>	
				Calcutta Agency Local Credits and Cash	316 13 11
				Madras Agency Local Credits, Cash and Stores	2,736 5 6
					3,052 19 5

UKZN
Gandhi Luthuli
Documentation
Centre

Medical Fund For Advances	8,069	8	1
Return Passage Fund For Advances	15,855	9	7

23,924 17 8

IMMOVEABLE PROPERTY

	Balance at 30/6/06	Add. Expen- diture for Year	Deduct for Deprecia- tion	Balance at Date
Head Office	-			
Land and Buildings, Esplanade	12,690	8 8	16 12 11	12,125 5 1
Alwal Street				
Land & Buildings	6,000	0 0		6,000 0 0
Depot, Addington				
Buildings	11,730	13 4	6 11 0	10,785 11 11
Bluff Station				
Buildings	8,201	19 1	14 13 9	7,303 17 0
Madras Agency				
Land & Buildings	4,340	15 7	63 6 8	4,005 8 8
Totals	42,961	6 8	101 4 4	40,520 2 8

10,520 2 8

UKZN
Gandhi Institute
Documentation
Centre

FURNITURE & REQUISITES

Head Office	331	16 3	84 15 10	45 6 11	371 5 2
Depot, Addington	136	12 5	3 10 0	15 10 7	124 11 10
Bluff Station	50	17 7	2 14 3	5 18 0	47 13 4
Totals	517	6 3	91 0 1	66 16 0	543 10 4

543 10 4

£332,040 6 3

Audited and found correct,

ARTHUR BEAUMONT,
Incorporated Accountant (England) } Auditors
H. E. MATTINSON, F.I.A.N.

F. COLLARD SMITH, Accountant,
Indian Immigration Trust Board of Natal.

11th November, 1907

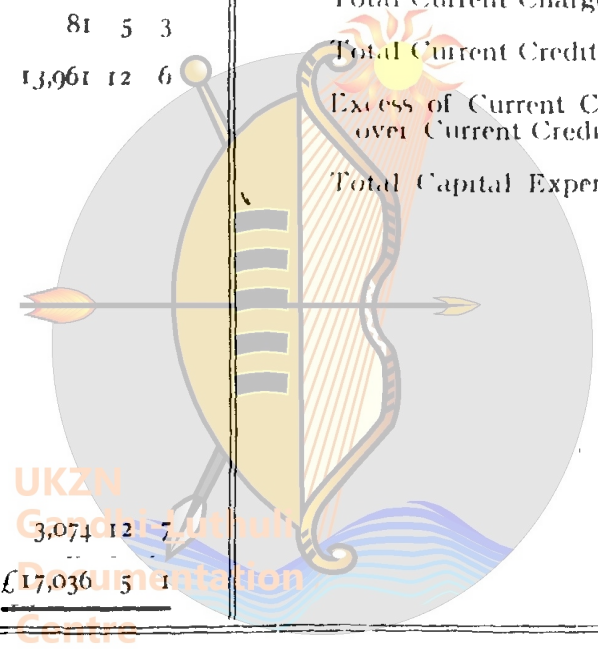
Note: The item 'Installments not yet due' is subject to a shortage on realization, which will arise from Deaths of Indians, and Discharge of Indians from their Indentures from various causes

MEDICAL FUND STATEMENT for the Year ended 30th June, 1907.

Charges.				Credits.			
				BY FEES CHARGEABLE TO EMPLOYERS			
TO CURRENT CHARGES				during the Year			
Advertising		£11 5 5		Circle	Medical Fees	Hospital Fees	Total Fees
Head Office Salaries		272 19 8			£ s d	£ s d	£ s d
Insurance Premiums on Hospitals		42 18 0		Avoca	430 7 9	740 17 6	1,173 5 3
Lunatics Cost of Maintenance of		555 10 0		Camperdown	126 0 3		126 0 3
Medical Assistance at Hospitals		52 17 6		Durban	996 14 9		996 14 9
Premiums Written on Investments Account, being on expired Debentures		14 0 0		Glencoe (Talana)	558 3 0	637 9 6	1,195 12 6
Printing		50 14 0		Howick	114 8 0	99 0 0	213 8 0
Stationery		1 1 6		Impendhle	32 10 0		32 10 0
Travelling		10 14 7		Isipingo	513 6 6	691 17 6	1,205 4 0
Circles (including Hospitals)		1,012 0 8		Ladysmith	313 0 6	288 16 0	601 16 6
	Depreciation of Buildings, &c	Salaries, Supplies, &c		Lr Umzimkulu	208 17 0	101 13 0	610 10 0
Avoca	£173 12 1	994 15 8		New Hanover	297 8 6		297 8 6
Camperdown		60 0 0		Nottingham Rd	157 17 3		157 17 3
Durban		305 0 0		P. M. Burg	580 16 9	376 2 0	956 18 9
Glencoe (Talana)	370 9 8	994 13 8		Richmond	119 16 0	44 12 0	164 8 0
Howick	44 9 10	332 13 8		Stanger	561 6 9	1,175 6 3	1,736 13 0
Impendhle		71 5 3		Tongaat	354 5 0	911 11 0	1,265 16 0
Isipingo	102 1 0	849 4 6		Umzinto			
Ladysmith		777 17 7		(Esperanza)	464 0 6	650 12 0	1,114 12 6
Lower Umzimkulu	154 2 10	662 6 8		Verulam	169 11 0	456 10 0	926 1 0
New Hanover		195 5 7		Weenen (Estcourt)	206 0 6	72 5 6	278 6 0
Nottingham Road		141 16 11		Zululand	30 1 0		30 1 0
Pietermaritzburg		1,047 12 9					
Richmond		198 22 0			6,534 11 0	6,548 12 3	13,083 3 3
Stanger	92 11 0	1,218 9 9					
Tongaat	242 11 7	1,300 18 6		Less Fees written off, for Reliefs, Overcharges, &c.	53 3 0	123 9 6	176 12 6
Umzinto (Esperanza)	73 1 8	990 10 7			6,481 8 0	6,425 2 9	
Verulam	248 9 11	865 3 5					£12,906 10 9

Wenen (Prestcourt)	2	1	3	280	19	8
Zululand				62	10	0
Totals	1,503	10	10	11,364	15	9
<i>Repairs and upkeep</i>						
Avoca Hospital				0	17	6
Glencoe (Talana)				56	19	9
Isipingo Hospital				1	16	0
Et Umzimkulu Hospital				1	12	6
Stanger Hospital				0	19	6
Tongaat Hospital				8	5	6
Verulam				10	14	6
TOTAL CURRENT CHARGES						
				81	5	3
				13,961	12	6
TO CAPITAL EXPENDITURE						
	Land and Buildings		Furniture			
Avoca Hospital	64	10	9	1	5	0
Glencoe (Talana)				26	4	2
Et Umzimkulu Hospital	1,250	8	3			
P. M. Burg Hospital	234	17	1			
Stanger Hospital	115	12	9	55	18	1
Tongaat Hospital	1,155	11	8	26	4	2
Umzimkulu (Esperanza)	83	16	9	0	19	3
Verulam Hospital	59	4	8			
	2,964	1	11	110	10	8
				3,074	12	7
				£17,036	15	1

BY INTEREST ON INVESTMENTS	116	18	3
BY CONTRIBUTION			
<i>from General Fund for the Year</i>	500	0	0
TOTAL CURRENT CREDITS	13,523	9	0
BY BALANCE	3,512	16	1
<i>Arising thus</i>			
Total Current Charges	£13,961	12	6
Total Current Credits	13,523	9	0
Excess of Current Charges over Current Credits	438	3	6
Total Capital Expenditure	3,074	12	7
	£3,512	16	1
	£17,036	5	1

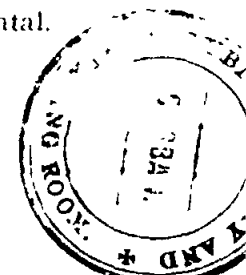


Audited and found correct

ARTHUR BEAUMONT,
Incorporated Accountant (England) } Auditors
H. E. MATTINSON, F.I.A.C.


Durban 14th November, 1907

F. COILLARD SMITH,
Accountant,
Indian Immigration Trust Board of Natal.



LIABILITIES.

		£	s	d
GENERAL FUND: For Advances	8,069	8	1	
SUNDRY CREDITORS	115	18	3	
TOTAL OF LIABILITIES	8,185	6	4	
SURPLUS OF ASSETS OVER LIABILITIES				
Balance forward to 1st July, 1907.	10,532	14	6	
<i>Arising thus</i>				
Balance at 30/6/06	10,970	18	0	
Less Excess of Current Charges over Current Credits for the Year, as per Statement published herewith	438	3	6	
	10,532	14	6	



**UKZN
Gandhi-Luthuli
Documentation
Centre**

£18,718 0 10

Audited and found correct.

ARTHUR BEAUMONT,
Incorporated Accountant (England) } Auditors
H. E. MATTINSON, F.I.A.C. }

Durban 14th November, 1907

SHEET, as at 30th June, 1907.**ASSETS.**

	£	s	d	£	s	d
INVESTMENTS as per accompanying Schedule (at Cost)				2	249	10 0
INTEREST ACCRUED on Investments at date					36	15 0
SUNDRY DEBTORS—Hospital Fees	901	14	6			
Medical Fees	875	0	9			
IMMOVABLE PROPERTY—				1	776	15 3

CIRCLE	Balance at 30th Dec			Add Expenditure for the Year			Deduct - For Depreciation			Balance at Date		
	£	s	d	£	s	d	£	s	d	£	s	d
Avoca	1,396	5	7	64	10	9	158	5	2	1,302	11	2
Glencoe (Talana)	3,193	13	10				354	17	1	2,838	16	9
Howick	253	19	5				30	5	7	217	13	10
Isipingo	883	15	6				91	10	6	791	16	0
Lower Umzimkulu	509	19	10	1,250	8	3	141	0	11	1,619	7	2
Pietonartzburg				234	17	1				234	17	1
Stanger	883	10	9	115	12	9	70	5	0	922	15	6
Tongaat	1,678	0	0	1,155	11	8	227	11	9	2,606	5	11
Umzinto (Esperanza)	1,262	19	10	83	16	9	65	13	8	1,281	2	11
Verulam	2,097	10	0	59	4	8	237	15	2	1,918	19	6
Totals	12,160	0	9	2,064	1	11	1,389	16	10	13,731	5	10

FURNITURE AND REQUISITES—

Avoca	138	2	2				15	6	11	122	15	3
Glencoe (Talana)	139	11	0	1	5	0	15	12	7	125	3	5
Howick	73	18	4				8	4	3	65	14	1
Isipingo	90	13	10				10	1	6	80	12	4
Lower Umzimkulu	94	5	10	26	4	2	13	1	11	107	8	1
Stanger	95	1	9	55	18	1	16	3	0	134	16	10
Tongaat	111	6	11	26	4	2	14	19	10	122	11	3
Umzinto (Esperanza)	65	13	8				7	8	0	59	4	11
Verulam	96	13	0				10	14	9	85	18	3
Weenen (Estcourt)	18	11	7				2	1	3	16	10	4
Totals	923	18	1	110	10	8	113	14	0	920	14	9

18,718 0 10

Medical Fund.—Schedule of Investments.

30th June, 1907.

WHERE INVESTED.	AMOUNT OF INVESTMENT						PARTICULARS OF PURCHASE.	AMOUNT.			TOTAL.		
	£	s.	d.	£	s.	d.		£	s.	d.	£	s.	d.
Pietermaritzburg Corporation 5% Debentures	1,200	0	0				Purchased for	1,200	0	0			
"	500	0	0				Premium.	72	0	0			
"							Purchased for	500	0	0			
"							Premium.	35	0	0			
				1,700	0	0					1,807	0	0
Pietermaritzburg Corporation 6% Debentures				100	0	0	Purchased for	100	0	0			
							Premium.	20	0	0			
											120	0	0
Durban Corporation 1½% Deb.	100	0	0				Purchased for	100	0	0			
"	200	0	0				Premium.	6	10	0			
"							Purchased for	200	0	0			
"							Premium	16	0	0			
				300	0	0					322	10	0
				2,100	0	0					2,249	10	0

The Indian Immigration Trust Board of Natal.

F. COLLARD SMITH, Accountant.

Debiture Bonds Exhibited.

ARTHUR BEAUMONT,

UKZN
Gandhi Luthuli
Documentation
Centre

Incorporated Accountant (England).

Auditors

H. E. MATTINSON, F.I.A.N.

Durban, 14th November, 1907.

RETURN PASSAGE FUND STATEMENT for the Year ended 30th June, 1907.

Charges.

Credits.

COST OF RETURNING INDIANS TO INDIA :-

Expenses at Durban.

Collection of, and Accommodation for,
returning Indians at the Depot, Ad-
dington

£1,728 8 9

Clothing, Linware, &c

587 16 4

Salaries to Medical Staffs

373 8 0

Miscellaneous Expenses

12 14 1

2,702 7 2

Amount written off Investments A/c,
being Premium on expired Debentures

401 0 0

*Expenses at Calcutta (as per Accounts for
the Year, audited locally)*

Passage Money on Indians returned

19,782 0 0

Salaries and Gratuities to Medical
Staffs

1 274 11 9

Miscellaneous Rail Fares, &c

274 14 11

21,331 6 8

*Expenses at Madras (as per Accounts for
the Year, audited locally to 31/3/07
only)*

Salaries and Gratuities to Medical
Staffs

263 8 7

Miscellaneous Rail Fares, &c

355 4 10

618 13 5

FOUR CURRENT CHARGES for the Year
PASSAGE MONEY paid in Natal, in respect
of previous Year, for Indians repatriated
per USS. UKUZU 27/5/06

1,638 0 0

£26,591 7 3

BY PASSAGE MONEY recovered from Indians

during the Year

£769 1 3

„ INTEREST ON INVESTMENTS

1,537 2 7

„ AMOUNT CONTRIBUTED BY GENERAL FUND:

in terms of Act 20, 1874, (Sec 14), and
Act 36, 1894 (Sec 3)

6,411 10 0

„ BALANCE carried to Balance Sheet

8,717 13 10

17,873 13 5

£26,591 7 3

Audit Fund found correct

ARTHUR BEAUMONT,
Incorporated Accountant, England
H. P. MATTINSON, F. I. A. N.

Auditors

F. COLLARD SMITH,
Accountant,
Indian Immigration Trust Board of Natal

Durban 14th November 1907

RETURN PASSAGE FUND BALANCE SHEET as at the 30th June, 1907.


Liabilities.			Assets.	
GENERAL FUND for Advances ..		£15,855	9	7
SURPLUS OF ASSETS OVER LIABILITIES				
BALANCE forward to 1st July, 1907		17,910	12	0
<i>Arising thus:</i>				
Balance at 30th June, 1906	£35,784	5	5	
Less Balance per Statement for the Year, published herewith	17,873	13	5	
	£17,910	12	0	
		£33,766	1	7
				£33,407
				9
				9
				358
				11
				10
				£33,766
				1
				7

Audited and found correct

ARTHUR BEAUMONT,
 Incorporated Accountant (England) Auditors
H. E. MATTINSON, F.I.A.N.

F. COILLARD SMITH,
 Accountant,
 Indian Immigration Trust Board of Natal

Durban, 14th November, 1907.



Return Passage Fund.—Schedule of Investments.

30th June, 1907.

WHERE INVESTED	AMOUNT OF INVESTMENT			PURCHASED FOR			AMOUNT			TOTAL			
	£	s	d	£	s	d	£	s	d	£	s	d	
Natal 4 ¹ / ₂ Debentures				15 225	4	10	Exchanged for Natal 4 and 4 ¹ / ₂				14 014	15	11
Do South Wales 3 ¹ / ₂ Debentures ...	113	14	0				Purchased for	107	19	4			
	423	19	11					385	16	9			
	359	10	0					340	11	7			
	701	2	0					648	10	3			
	410	18	9					390	7	10			
	95	6	2					90	10	11			
	364	9	3					340	11	3			
	402	5	9					373	3	0			
				2 871	5	10							
								2 682	10	9			
							Brokers' ... 18 ¹ / ₂ , 35 ¹ / ₂ , 20 ¹ / ₂ , 4 ¹ / ₂ , 18 ¹ / ₂ , 20 ¹ / ₂	7	3	7			
											2 689	14	4
Victoria 4 Debentures				329	18	7	Purchased for	340	13	0			
							Brokers' ...	16	6				
											341	9	6
Durban Corporation	2 700	0	0				Purchased for	2 700	0	0			
4 ¹ / ₂ Debentures...	400	0	0					400	0	0			
				3 100	0	0			3 100	0	0		
							Premiums £121 10 and £19	151	10	0			
											3 251	10	0
Do 3 ¹ / ₂ Consolidated Stock ...	2 500	0	0				Purchased for	2 500	0	0			
							Premium	50	0	0			
	2 900	0	0				Purchased for	2 900	0	0			
	3 000	0	0					3 000	0	0			
				8 400	0	0	Premium	33	15	0			
											8 483	15	0
P M Burg Corporation 5 ¹ / ₂ Debentures				500	0	0	Purchased for	500	0	0			
							Premium	16	5	0			
											516	5	0
Do Do 3 ¹ / ₂ Consolidated Stock				3 000	0	0	Purchased for				2 910	0	0
P M BURG ...				1 200	0	0	Bond at 6%				1 200	0	0
				34 626	9	3					33 407	9	9

F. COLLARD SMITH, Accountant

Certificates, Scrip and Bond Exhibited

ARTHUR BEAUMONT,

Incorporated Accountant (England)

H. L. FINSON, F.I.A.N.

} Auditors

AGGREGATE BALANCE SHEET as at the 30th June, 1907.

Liabilities.		Assets.	
Loans under Act 23, 1902	£250,000 0 0	EMPLOYERS OF INDIANS.	
Less Sinking Fund	25,175 2 4	Instalments, Fees, &c., recoverable from (see Footnote, Page 11)	£242,278 4 3
DRIFTS OF INDIAN AGENCIES	15 8 8	INVESTMENTS as per Schedules published herewith (at cost)	35,656 19 9
DEPOSITS by Applicants for Indians	10,318 0 0	IMMOVABLE PROPERTY	54,254 8 6
MISCELLANEOUS	348 8 6	FURNITURE	1,464 5 1
TOTAL OF AUDITED LIABILITIES	251,320 12 10	NATAL GOVERNMENT	1,831 0 10
ESTIMATE FOR REPATRIATION of Time-expired Indians	116,610 0 0	MORTGAGE BONDS	£8,000 0 0
GROSS LIABILITIES	367,939 12 10	FIXED DEPOSITS	20,250 0 0
RESERVE ASSETS:		MISCELLANEOUS	4,018 18 10
Balance of this Account	3 007 18 2	BALANCES:	
		At Indian Agencies	3,052 19 5
		At Natal Bank, Ltd., London	42 14 4
		At Natal Bank, Ltd., Durban, No. 2 A/c	98 0 0
	£370,947 11 0		3,193 13 9
			£370,947 11 0

We certify that all our requirements as Auditors have been complied with, and that we have audited the above Balance Sheet, and that in our opinion it is properly drawn up so as to exhibit a true and correct view of the state of affairs of the Indian Immigration Trust Board of Natal, as shown by the books of the Board.

Receipts and Vouchers for Investments have been exhibited to us.

ARTHUR BEAUMONT,
Incorporated Accountant (England) } Auditors
H. E. MATTINSON, F.I.A.C. }

F. COILLARD SMITH,
Accountant,
Indian Immigration Trust Board of Natal.

Durban, 14th November, 1907